



## Measure V Citizens' Oversight Committee

1<sup>st</sup> Floor City Council Conference Room Area 'B'

### SPECIAL MEETING

Monday March 30, 2020 5:00 p.m.

#### COMMITTEE MEMBERS

Steven Morgan, Ted Ribultan, Chuck Roulund Sr., Jeff P Morgan, Erik Severson

#### Statements from the Public

The public will be allowed to address the Committee during the public comment section of the agenda about subjects within the jurisdiction of the Committee and that do not already appear on the agenda. No action may be taken on off-agenda items unless authorized by law. Questions posed to the Committee may be answered after the meeting or at a future meeting. Dialog or extended discussion between the public and the Committee or staff will be limited in accordance with the Brown Act. The public comment portion of the meeting will be limited to five (5) minutes per speaker. Each person is limited to one comment during public comments. All remarks and questions should be addressed to the Committee as a whole and not to any individual member or staff.

#### CALL TO ORDER

#### ROLL CALL

#### APPROVAL OF AGENDA

#### APPROVAL OF MINUTES – Feb 24, 2020

#### PUBLIC COMMENTS OF ITEMS NOT ON THE AGENDA

#### DISCUSSION AND OTHER ACTION ITEMS

1. Update on Committee scheduled meetings with Staff (reoccurring discussion item)
2. Questions regarding report sections:
  - a. Public Works: Erik/Ted
  - b. Police Dept: JP
  - c. Finance: Steven/Chuck
  - d. Opening/closing
3. Discussion of DRAFT report sections:
  - a. Public Works: Erik/Ted
  - b. Police Dept: JP
  - c. Finance: Steven/Chuck
  - d. Opening/closing

#### COMMITTEE COMMENTS

#### SUPPORT STAFF COMMENTS

**FUTURE AGENDA ITEMS**

**NEXT MEETING** – Current schedule: Apr 13<sup>th</sup>, April 22<sup>nd</sup>, May 11th

**ADJOURNMENT**

**DRAFT ONLY FROM “KNOWN” INFORMATION  
NEEDS REVIEWING AND COMMENTS AS WELL AS ADDING IN  
OTHER INFORMATION NOT YET KNOWN/RECEIVED**

**CHAIR – STEVEN MORGAN**

**City of Ridgecrest Citizen’s Oversight Committee**

**for**

**Measure L and Measure V**

**Annual Report for Fiscal Year 2018-2019**

**May 18<sup>th</sup>, 2020 (PROPOSED)**

**Committee Membership:**

**Steven Morgan – Chair**

**Ted Ribultan – Vice Chair**

**J.P. Morgan**

**Erik Severson**

**Charles Roulund**

## TABLE OF CONTENTS

1. SUMMARY.....	3
2. INTRODUCTION .....	5
1. 1.1 WHAT IS MEASURE L AND MEASURE V?.....	5
2. 1.2 MEASURE L CITIZEN'S OVERSIGHT COMMITTEE.....	6
3. 1.3 TRACKING MEASURE L AND MEASURE V FUNDS .....	6
4. 1.4 SOURCE OF REPORT DATA .....	6
5. 1.5 REVENUE FUNDING .....	7
6. 1.6 FISCAL YEAR VS. PAVING SEASON .....	9
7. 1.7 PREVIOUS REPORTS .....	9
3. SUMMARY OF REVENUE AND USAGE OF FUNDS .....	10
4. PUBLIC SAFETY SECTION .....	14
5. PUBLIC WORKS DEPARTMENT.....	15
6. PUBLIC WORKS EXPENDITURE FINDINGS SECTION.....	16
7. RIDGECREST STREET IMPROVEMENTS MAP.....	17

DRAFT

# City of Ridgecrest Measure L and Measure V Citizen's Oversight Committee

## Annual Report for Fiscal Year 2018-2019

### Summary for Fiscal Year 2018-2019

The fiscal Year 2018-2019 report is the seventh annual report prepared by the Oversight Committee regarding the use of the proceeds from Measure L and Measure V sales tax. A report is required to be generated annually by the City of Ridgecrest Ordinance 12-02 Chapter 3 Article 2 (2012), and the following City of Ridgecrest Ordinance 16-02 Chapter 3, Article 2 (2016)

The Measure L and Measure V are two separate sales tax measures providing general budget income for Ridgecrest, CA for the fiscal year of 2018-2019. Measure L is the initial special sales tax, initiated when the Ridgecrest City Council declared fiscal emergency on January 11, 2012 when "like many other California cities, Ridgecrest is in a serious financial position" and focus to provide Public Safety (Police) and the need for city street repair and maintenance. Measure L was a 3 /4 cent sales tax approved by the voters and sunset on March 31, 2017. Measure V was approved on the November 2016 ballot for a 1 cent sales tax. Measure V began generating sales tax revenue on April 1, 2017 replacing Measure L.

Measure L and Measure V generated combined sales tax revenue of \$4,412,708 during this fiscal year reporting period, which ended June 30, 2018. A final Measure L contribution of \$16,000 was carried over for fiscal year 2018-2019.

**The revenue was an increase of 9.6% from the previous fiscal year.** The Measure L and Measure V sale tax contributed 33.1% of the total tax revenue for the City of Ridgecrest. The total City of Ridgecrest tax revenue including Measure L and Measure V contributions was \$13,399,405 for fiscal year 2018-2019.

A carryover of \$1,370,787 existed from Fiscal Year 2017-2018. The total Measure L and Measure V Fiscal Year expenditure was \$3,043,627. **During the fiscal year, Public Safety expended 77% and Public Works spent 23%.** The difference of the Measure L/V fiscal year 2018-2019 expenditure to revenue is \$1,385,081. The balance of revenue, expenditure, and prior year carry over is \$ 2,831,867. The reason for the large carry over was the cancelation by the City Council of a contract for City Street repairs, citing a lack of bidders, put another way, the Council objected to a "single source contract" process.

Public Safety expended \$2,351,730 from the special sales tax during the fiscal year.

**Specifically, it fully funded one Police Sergeant, 12 Police Officers, two records clerks, one dispatcher, one code enforcement officer, one used vehicle for the Detective Division, \$60,000 to assist in the refurbishment of two patrol vehicles, \$12,500 for patrol vehicle radios, and \$5,500 for employee background investigations.**

For fiscal year 2018-2019, Public Works expended \$64,767 on engineering services, and \$627,130 on street maintenance and street construction, capital projects. **Contract Engineering Services within these costs amounted to \$\_\_\_\_\_ (need amount)**

Figure 1 provides the expenditure data for each fiscal year. **Chart below proposed to be replaced, included as separate document for review and comments.**

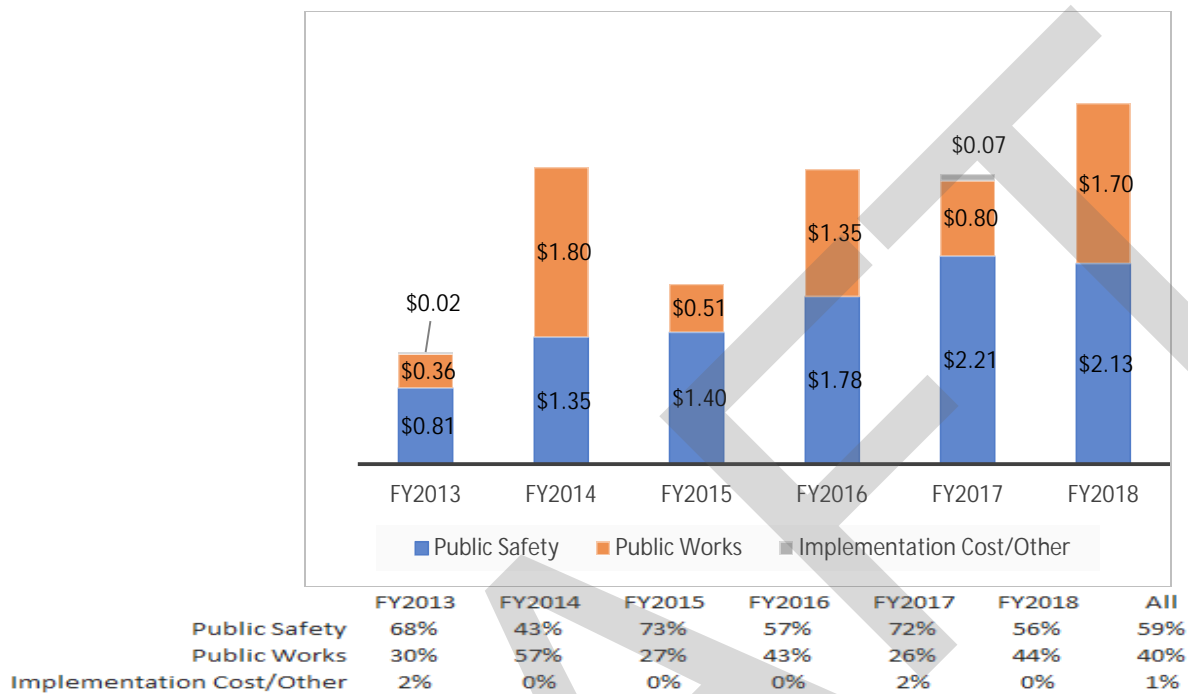


Figure 1. Fiscal year expenditure and expenditure percentage of the total \$16.29M

### Findings

For fiscal year 2018-2019, Measure L and Measure V sales tax expenditure of 69% of the \$4,412,708 revenue were spent on Public Safety and Public Works in the amount of \$2,351,730 and \$691,897 respectively. The year over year revenue was an increase of 9.6% or \$171,490. The balance of the revenue was unspent at the end of the June 30, 2019 reporting period. The Measure L and Measure V have produced a stable and increasing funding source for each year which has supported continuing city operations. The expenditure on Public Safety was spent paying for a major portion of the department salary personnel, amounting to 97%.

The annual spending on streets maintenance continue to be less than the \$1.5M annual expenditure over 15 years recommended by the Public Works’ Pavement Management System study date June 1, 2011 by Willdan Engineering. On June 21, 2017, the 2016 Pavement Management Study recommended a minimum funding level of \$5 million for years 1-3 then \$2.25 million for 15 years to reach a pavement condition index PCI level of 65.4 compared to the 2016 reporting period in which the PCI level was 54.9. **There is no updated information at this time.**

Financial data details of expenditures were readily provided to the committee to support the review of the type of effort the Measure L/V funded.

## City of Ridgecrest Measure L Citizen's Oversight Committee Introduction

### 1.1 What is Measure L and Measure V?

The Measure L was a local sales tax measure voted June 5, 2012 for the City of Ridgecrest, CA to adopt a 0.75% on general sales. Measure L tax had a performance period of 5 years. The City of Ridgecrest was forced to cut \$3.05 million in spending and reduce the city's workforce by 17% because the State of California required additional revenue.

Measure V was voted in by the citizens of Ridgecrest on November 8, 2016, has an eight-year term, and supersedes Measure L sales tax.

The voter information on the Ridgecrest Measure V information flyer for a November 08, 2016 election reflected maintaining priority for police and street services.

### Measure V on November 08, 2016 Ballot

*If approved, Measure V would provide funding to maintain current levels of public safety and police services and continue repairing neighborhood streets and potholes.*

On July 20, 2016, the Ridgecrest City Council unanimously placed Measure V on the November 2016 ballot. If approved, Measure V would continue Ridgecrest's existing, voter-approved local 0.75% sales tax at the 1.0% rate. If approved by voters, Measure V would provide continued local funding for city services, including public safety services and street and road maintenance.

Without continued local funding half of the Ridgecrest police budget, and most of the road repair budget, would have to be cut – including eliminating 15 police officers who patrol Ridgecrest's neighborhoods. If approved, Measure V would provide funding to maintain current levels of public safety and police services, continue repairing neighborhood streets and fix potholes.

The citizens of Ridgecrest voted in favor of Measure V ballot which was adopted as Ordinance 16-02 (City of Ridgecrest, 2016), which added Chapter 3, Article 2, to the Ridgecrest Municipal Code (City of Ridgecrest, 2016). The ballot question is shown below.

The question on the ballot – City of Ridgecrest Tax Majority:

Measure V: Ridgecrest Public Safety and Essential City Services Measure. To help prevent cuts and maintain City of Ridgecrest services, including: city streets and pothole repair; police officers and neighborhood police patrols; 9-1-1 emergency response times; crime prevention and investigation; and other city services, shall the City of Ridgecrest enact a one cent sales tax, providing \$4,000,000 annually for 8 years, requiring a citizen's oversight committee, annual independent audits, with all funds for City of Ridgecrest services only, no funds for Sacramento?

Measure V funding created a General Fund tax. General Fund tax has no legal obligation to be allocated to any specific department. However, Measure V funding was approved based on retaining city's services for police and streets.

### 1.2 Measure V Citizen's Oversight Committee

The Measure V Citizen's Oversight Committee (Committee) was established by Municipal Code Chapter 3 Section 2.113.

The three duties of the Committee are listed in Chapter 3 Section 2.117 of the Ridgecrest Municipal Code. The Committee is charged with overseeing the use of Measure L and Measure V funds and providing an annual report of its findings to the public.

(a) The committee is charged with the following responsibilities:

(1) Reviewing all appropriations of revenues received by the City from the sales and use taxes imposed pursuant to the provisions of this chapter to determine whether such funds are to be used as provided for in this chapter and the voter-approved measure that adopted this chapter;

(2) Reviewing the audit prepared by an independent auditor retained by the City to perform the City's Comprehensive Annual Financial Report (CAFR) to determine whether such funds have been spent as provided for in this chapter and the voter approved measure; and

(3) Prepare and issue the committee's own annual report setting forth their findings in regard to the foregoing

—Ridgecrest Municipal Code Chapter 3 Section 2.117

### 1.3 Tracking Measure L and Measure V Funds

As a General Fund Tax, all Measure L and V funds are initially deposited in the General Fund. Measure L and V funds are tracked to provide visibility within the financial system. Public Safety (Police) and Public Works (street maintenance) expenditures from Measure L and V funding have unique tracking accounts. Public Safety has included expenditures for equipment and labor. Public Works expenditures include labor, material, and contract services.



For the Public Works Department Measure L and V funds have provided matching funds for Federal and State Capital Improvement projects.

#### 1.4 Source of Report Data

The financial data is from the City of Ridgecrest Comprehensive Annual Financial Report (CAFR) or the City of Ridgecrest Finance Department. The CAFR for a given Fiscal Year is released approximately January after the end on the city fiscal year ending June 30. The CAFR report includes the results of the independent audit [8].

The CAFR continues to recognize the Measure L and V funding has a significant and positive impact on the operation of the city.

DRAFT

## 1.5 Revenue Funding

The tax revenue for the years prior to Measure L peaked at \$15.74M in Fiscal Year 2008-2009. During the year prior to any Measure L funding, Fiscal Year 2011-2012, the total tax revenue was \$12.06M. Additional tax revenue funding reduction was forewarned for the next year.

During Fiscal Year 2012-2013, Measure L began generating revenue. The Measure L funding did not offset further decreases of total tax revenue. The Redevelopment Agency (RDA) was dissolved by the state government as of Feb 1, 2012. The dissolution of RDA was a known reality prior to the decision for a Measure L ballot. Fiscal Year 2012-2013 tax revenue was \$10.28M, \$1.78M less or 85.2% of the previous year.

The Total Tax Revenue is provided in Figure 2. Tax Revenue Fiscal Years 2008-2019. (Source: FY 2019 CAFR Schedule 5 Government Activities Tax Revenue Source).

The Sales Tax column includes the Measure L/V revenue (in FY 2018 \$4.41M of the \$8.03M).

Fiscal Year	Governmental Activities Tax Revenue	Sales Tax	Gas Tax Revenue	Other Tax Revenue
2018-2019	\$13,399,405	\$8,026,538	\$528,170	\$4,844,697
<b>2017-2018</b>	<b>\$13,097,958</b>	<b>\$7,711,121</b>	<b>\$537,556</b>	<b>\$4,849,281</b>
2016-2017	\$11,397,892	\$6,452,685	\$459,629	\$4,485,578
2015-2016	\$10,946,144	\$5,974,873	\$549,595	\$4,421,676
2014-2015	\$10,114,177	\$5,694,928	\$755,236	\$3,664,013
2013-2014	\$10,264,420	\$5,465,676	\$856,525	\$3,942,220
2012-2013	\$10,280,706	\$4,440,039	\$612,967	\$5,227,700
2011-2012	\$12,062,353	\$3,171,044	\$765,633	\$8,125,676
2010-2011	\$15,111,137	\$3,020,160	\$726,188	\$11,364,789
2009-2010	\$15,420,962	\$2,856,313	\$427,938	\$12,136,711
2008-2009	\$15,735,986	\$3,297,900	\$429,560	\$12,008,526
2007-2008	\$15,021,737	\$2,996,734	\$465,806	\$11,559,197

Figure 2. Tax Revenue Fiscal Years 2008-2019

It needs to be noted that for the 2017-2018 fiscal year the numbers needed to be adjusted to denote the correct amounts. Through the Finance Department, the Governmental Activities Tax Revenue was adjusted from \$13,236, 213 to \$13,097,958, which adjusted only the Other Tax Revenue Category from \$4,987,536 to \$4,849,281. The adjusted lines in the Figures 2 and 3 are denoted in red.

Fiscal Year	Measure L/V	All Other Tax Revenue	Governmental Activities Tax Revenue	% of Measure L/V to Tax Revenue
2018-2019	\$4,428,708	\$8,970,697	\$13,399,405	33.1%
<b>2017-2018</b>	<b>\$4,241,219</b>	<b>\$8,856,739</b>	<b>\$13,097,958</b>	<b>30.9%</b>
2016-2017	\$3,388,680	\$8,009,212	\$11,397,892	29.7%
2015-2016	\$2,691,289	\$8,254,855	\$10,946,144	24.6%
2014-2015	\$2,613,889	\$7,500,288	\$10,114,177	25.8%
2013-2014	\$2,510,692	\$7,753,728	\$10,264,420	24.5%
2012-2013	\$1,499,560	\$8,781,146	\$10,280,706	14.6%

Figure 3. Measure L/V to Total Revenue for Fiscal Years 2013-2019

Data from the top lines of the previous two tables yields the pie chart below illustrating the full impact that Measure L/V funding had on total revenue for FY 2019.

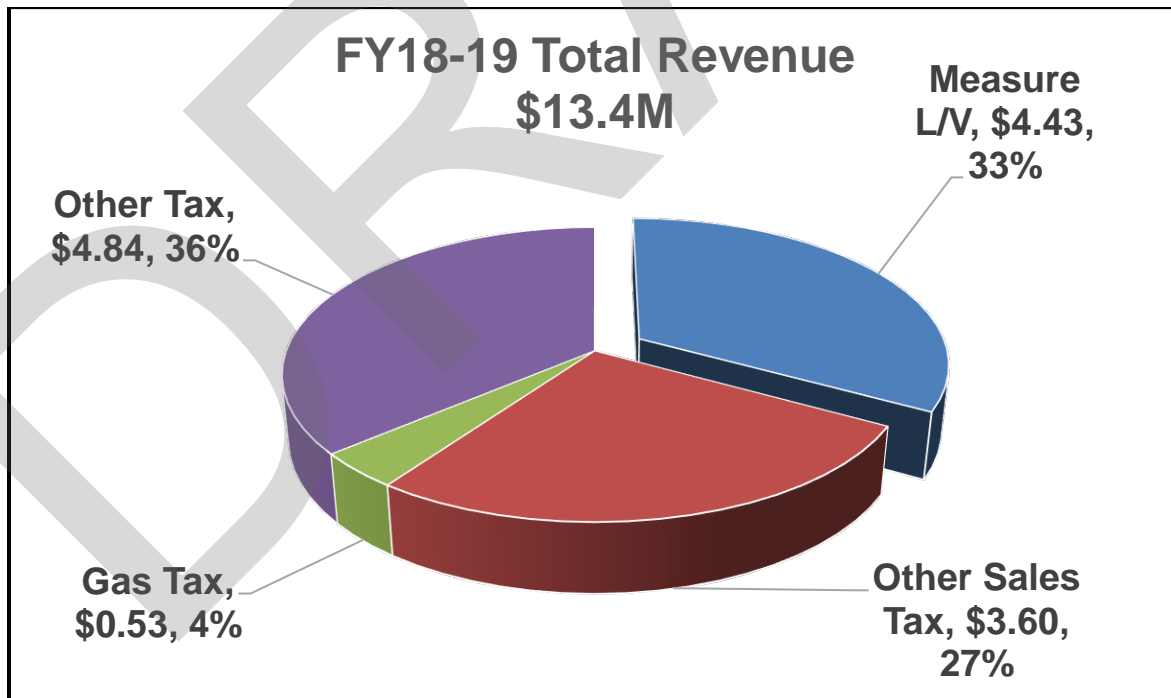


Figure 4. Fiscal Year 2019 Total Revenue by source

### 1.6 Fiscal Year vs. Paving Season

The City of Ridgecrest Fiscal Year begins July 1<sup>st</sup> and ends June 30<sup>th</sup>. The paving year, however, runs approximately from April through October. Consequently, paving contracts often overlap fiscal years and final expenditures are subject to adjustment in the subsequent year CAFR.

### 1.7 Previous Reports

There are six previous MLCOC annual reports containing specific summaries of the Measure L revenues and expenditures [9, 10].

The Committee's first annual report (Measure L Citizens' Oversight Committee, 2013) contains additional detail regarding the financial history of the City of Ridgecrest from Fiscal Year 2001-2002 through Fiscal Year 2012-2013.

## SUMMARY OF REVENUE AND USAGE OF FUNDS

During the annual budget process for the FY 2018 budget, the City Council approved an amended budget for Measure L/V funds in the amount of \$3,923,785. The Police Department funding from Measure funds decreased slightly from the previous year. Measures L and V funded 30.1% of the Police Department total actual expenditure in FY 2018.

For the FY 2018 year, there was prior year carryover of \$966,459. Expenditures and their funding sources are verified through a "Project Budget Worksheet", that specifies the funding source and accounts of each project before approval and entry into the financial system. This worksheet is completed by the departments, submitted to Finance with supporting documentation, and verified and approved by Finance.

The income and expenditures for this reporting period and preceding years are provided in the following tables.

7TH YEAR	FY 2018-2019 AMENDED BUDGET	FY 2018-2019 ACTUAL AMOUNTS
PRIOR YEAR CARRY OVER		\$ 1,370,787
REIMBURSEMENT OF FUNDS USED IN FY17		\$ 60,000
REIMBURSEMENT OF FUNDS USED IN FY18		\$ 16,000
SALES TAX - MEASURE L	\$ -	\$ 16,000
SALES TAX - MEASURE V	\$ 4,044,643	\$ 4,412,708
EXPENDITURES:		
POLICE DEPARTMENT	2,215,955	2,351,730
ENGINEERING	82,238	64,767
STREETS MAINTENANCE	1,583,755	627,130
CAPITAL PROJECTS/CONSTRUCTION	77,310	-
TOTAL EXPENDITURES	3,959,258	3,043,627
REVENUE OVER EXPENDITURE	\$ 85,385	\$ 1,385,081
AMOUNT TO CARRY OVER TO FY 2020		\$ 2,831,867

\*Public Works subtotal of actuals was \$691,897.

6TH YEAR	FY 2017-2018 AMENDED BUDGET	FY 2017-2018 ACTUAL AMOUNTS
PRIOR YEAR CARRY OVER		\$ 966,459
SALES TAX - MEASURE L	\$ -	\$ 26,037
SALES TAX - MEASURE V	\$ 4,000,000	\$ 4,215,182
TOTAL		4,241,218
EXPENDITURES:		
POLICE DEPARTMENT	2,160,649	2,132,722
ENGINEERING*	145,027	97,488
STREETS MAINTENANCE*	1,538,167	1,602,325
CAPITAL PROJECTS/CONSTRUCTION*	19,942	4,356
TRANSIT*	60,000	-
TOTAL EXPENDITURES	3,923,785	3,836,891
REVENUE OVER EXPENDITURE	\$ 76,215	\$ 404,328
AMOUNT TO CARRY OVER TO FY 2019		\$ 1,370,787

\*Public Works subtotal of actuals was \$1,704,169.

5TH YEAR	FINAL BUDGET	FY 2016-2017 ACTUALS
PRIOR YEAR CARRY OVER		\$ 662,484
SALES TAX - MEASURE L	\$ 2,625,000	\$ 2,632,801
SALES TAX - MEASURE V	\$ -	\$ 755,879
		3,388,680
EXPENDITURES:		
POLICE DEPARTMENT	1,981,930	2,213,503
BOE IMPLEMENTATION COST	6,766	6,765
ENGINEERING	138,683	79,083
STREETS MAINTENANCE	350,224	610,595
CAPITAL PROJECTS/CONSTRUCTION	152,794	114,759
TRANSIT	60,000	60,000
TOTAL EXPENDITURES	2,690,397	3,084,706
REVENUE OVER EXPENDITURE	\$ (65,397)	\$ 303,975
AMOUNT TO CARRY OVER TO FY 2018		\$ 966,459

<b>4TH YEAR</b>	<b>FINAL BUDGET</b>	<b>FY 2015-2016 ACTUALS</b>
PRIOR YEAR CARRY OVER		\$ 1,100,921
SALES TAX - MEASURE L	\$ 2,609,946	\$ 2,691,289
EXPENDITURES:		
POLICE DEPARTMENT	1,524,061	1,781,495
ENGINEERING	201,615	121,962
STREETS CONSTRUCTION		87,672
STREETS MAINTENANCE/CONSTRUCTION	1,676,821	1,138,597
TOTAL EXPENDITURES	3,402,497	3,129,726
REVENUE OVER EXPENDITURE	\$ (792,551)	\$ (438,437)
AMOUNT TO CARRY OVER TO FY 2017		\$ 662,484

<b>3RD YEAR</b>	<b>FINAL BUDGET</b>	<b>FY 2014-2015 ACTUALS</b>
PRIOR YEAR CARRY OVER		\$ 400,313
SALES TAX - MEASURE L	\$ 2,500,000	\$ 2,613,889
EXPENDITURES:		
POLICE DEPARTMENT	1,276,752	1,404,207
ENGINEERING	230,000	78,178
STREETS CONSTRUCTION	202,637	
STREETS MAINTENANCE	1,107,725	430,896
TOTAL EXPENDITURES	2,817,114	1,913,281
REVENUE OVER EXPENDITURE	\$ (317,114)	\$ 700,608
AMOUNT TO CARRY OVER TO FY 2016		\$ 1,100,921

<b>2ND YEAR</b>	<b>FINAL BUDGET</b>	<b>FY 2013-2014 ACTUALS</b>
PRIOR YEAR CARRY OVER		\$ 316,758
SALES TAX - MEASURE L	\$ 2,400,000	\$ 2,510,692
EXPENDITURES:		
POLICE DEPARTMENT	1,025,829	1,347,490
ENGINEERING	92,381	-
STREETS CONSTRUCTION	413,289	413,289
STREETS MAINTENANCE	894,330	666,358
TOTAL EXPENDITURES	2,425,829	2,427,137
REVENUE OVER EXPENDITURE	\$ (25,829)	\$ 83,555
AMOUNT TO CARRY OVER TO FY 2015		\$ 400,313

1ST YEAR	FINAL BUDGET	FY 2012-2013 ACTUALS
SALES TAX - MEASURE L	\$ 1,135,000	\$ 1,499,560
EXPENDITURES:		
POLICE DEPARTMENT	885,981	809,424
BOE IMPLEMENTATION 1-TIME COST	15,384	15,384
STREETS CONSTRUCTION	-	-
STREETS MAINTENANCE	233,635	357,994
TOTAL EXPENDITURES	1,135,000	1,182,802
REVENUE OVER EXPENDITURE	\$ -	\$ 316,758
AMOUNT TO CARRY OVER TO FY 2014		\$ 316,758

Measure L/V carryover of \$1,370,787 into FY 2019 is explained for clarity in the table below. From the total \$210,580 of unspent Measure L revenue, \$184,716 was encumbered, leaving a balance of \$25,864 remaining. From the total \$1,160,207 of unspent Measure V revenue combined with the remaining Measure L balance, \$898,188 was approved for the Downs Street Southbound Project, leaving a combined remaining balance of available unspent revenue in the amount of \$287,883.

<i>Appropriations of Unspent FY 2018 Measure L &amp; V Revenues</i>		
1	<b>Unspent Measure L Revenue @ 6/30/2018</b>	\$ 210,580
	Where it Went:	
	Streets PO rolled to FY19	
	PO 2017-088	13,749
	PO 2017-084	23,614
	PO 2017-269	15,800
	PO 2017-131	122,352
	Public Works PO rolled to FY19	
	PO 2017-237	9,201
2	Total of PO covered by Measure L	184,716
3	Balance - Unspent Measure L Revenue (Line 1 - Line 2)	\$ 25,864
4	<b>Unspent Measure V Revenue @ 6/30/2018</b>	1,160,207
	Total Unspent Measure L & V Revenue available to fund	
5	Downs St (Southbound) Project (Line 3 + Line 4)	1,186,071
	Downs Street (SB) Project Cost as approved to be funded by Measure L/V	898,188
6		see Resolution 17-67
	Total Unspent Measure V after Funding of Downs Project (Line 5 - Line 6)	\$ 287,883
7		



Fiscal Year	Governmental Activities Tax Revenue	Sales Tax	Gas Tax Revenue	Other Tax Revenue
2018-2019	\$13,399,405	\$8,026,538	\$528,170	\$4,844,697
2017-2018	\$13,236,213	\$7,711,121	\$537,556	\$4,987,536
2016-2017	\$11,397,892	\$6,452,685	\$459,629	\$4,485,578
2015-2016	\$10,946,144	\$5,974,873	\$549,595	\$4,421,676
2014-2015	\$10,114,177	\$5,694,928	\$755,236	\$3,664,013
2013-2014	\$10,264,420	\$5,465,676	\$856,525	\$3,942,220
2012-2013	\$10,280,706	\$4,440,039	\$612,967	\$5,227,700
2011-2012	\$12,062,353	\$3,171,044	\$765,633	\$8,125,676
2010-2011	\$15,111,137	\$3,020,160	\$726,188	\$11,364,789
2009-2010	\$15,420,962	\$2,856,313	\$427,938	\$12,136,711
2008-2009	\$15,735,986	\$3,297,900	\$429,560	\$12,008,526
2007-2008	\$15,021,737	\$2,996,734	\$465,806	\$11,559,197

Schedule 5 in CAFR - Statistical Section

Fiscal Year	Measure L/V	All Other Tax Revenue	Governmental Activities Tax Revenue	% of Measure L/V to Tax Revenue
2018-2019	\$4,428,708	\$8,970,697	\$13,399,405	33.1%
2017-2018	\$4,241,219	\$8,994,994	\$13,236,213	32.0%
2016-2017	\$3,388,680	\$8,009,212	\$11,397,892	29.7%
2015-2016	\$2,691,289	\$8,254,855	\$10,946,144	24.6%
2014-2015	\$2,613,889	\$7,500,288	\$10,114,177	25.8%
2013-2014	\$2,510,692	\$7,753,728	\$10,264,420	24.5%
2012-2013	\$1,499,560	\$8,781,146	\$10,280,706	14.6%

DRAFT

<b>1ST YEAR</b>	<b>FINAL BUDGET</b>	<b>FY 2012-2013 ACTUALS</b>
SALES TAX - MEASURE L	\$ 1,135,000	\$ 1,499,560
EXPENDITURES:		
POLICE DEPARTMENT	885,981	809,424
BOE IMPLEMENTATION 1-TIME COST	15,384	15,384
STREETS CONSTRUCTION	-	-
STREETS MAINTENANCE	233,635	357,994
TOTAL EXPENDITURES	<u>1,135,000</u>	<u>1,182,802</u>
REVENUE OVER EXPENDITURE	\$ -	\$ 316,758
AMOUNT TO CARRY OVER TO FY 2014		\$ 316,758

<b>2ND YEAR</b>	<b>FINAL BUDGET</b>	<b>FY 2013-2014 ACTUALS</b>
PRIOR YEAR CARRY OVER		\$ 316,758
SALES TAX - MEASURE L	\$ 2,400,000	\$ 2,510,692
EXPENDITURES:		
POLICE DEPARTMENT	1,025,829	1,347,490
ENGINEERING	92,381	-
STREETS CONSTRUCTION	413,289	413,289
STREETS MAINTENANCE	894,330	666,358
TOTAL EXPENDITURES	<u>2,425,829</u>	<u>2,427,137</u>
REVENUE OVER EXPENDITURE	\$ (25,829)	\$ 83,555
AMOUNT TO CARRY OVER TO FY 2015		\$ 400,313

<b>3RD YEAR</b>	<b>FINAL BUDGET</b>	<b>FY 2014-2015 ACTUALS</b>
PRIOR YEAR CARRY OVER		\$ 400,313
SALES TAX - MEASURE L	\$ 2,500,000	\$ 2,613,889
EXPENDITURES:		
POLICE DEPARTMENT	1,276,752	1,404,207
ENGINEERING	230,000	78,178
STREETS CONSTRUCTION	202,637	
STREETS MAINTENANCE	1,107,725	430,896
TOTAL EXPENDITURES	<u>2,817,114</u>	<u>1,913,281</u>
REVENUE OVER EXPENDITURE	\$ (317,114)	\$ 700,608
AMOUNT TO CARRY OVER TO FY 2016		\$ 1,100,921

<b>4TH YEAR</b>	<b>FINAL BUDGET</b>	<b>FY 2015-2016 ACTUALS</b>
PRIOR YEAR CARRY OVER		\$ 1,100,921

SALES TAX - MEASURE L	\$ 2,609,946	\$ 2,691,289
EXPENDITURES:		
POLICE DEPARTMENT	1,524,061	1,781,495
ENGINEERING	201,615	121,962
STREETS CONSTRUCTION		87,672
STREETS MAINTENANCE/CONSTRUCTION	1,676,821	1,138,597
TOTAL EXPENDITURES	<u>3,402,497</u>	<u>3,129,726</u>
REVENUE OVER EXPENDITURE	\$ (792,551)	\$ (438,437)
AMOUNT TO CARRY OVER TO FY 2017		\$ 662,484

5TH YEAR	FINAL BUDGET	FY 2016-2017 ACTUALS
PRIOR YEAR CARRY OVER		\$ 662,484
SALES TAX - MEASURE L	\$ 2,625,000	\$ 2,632,801
SALES TAX - MEASURE V	\$ -	\$ 755,879
		3,388,680
EXPENDITURES:		
POLICE DEPARTMENT	1,981,930	2,213,503
BOE IMPLEMENTATION COST	6,766	6,765
ENGINEERING	138,683	79,083
STREETS MAINTENANCE	350,224	610,595
CAPITAL PROJECTS/CONSTRUCTION	152,794	114,759
TRANSIT	60,000	60,000
TOTAL EXPENDITURES	<u>2,690,397</u>	<u>3,084,706</u>
REVENUE OVER EXPENDITURE	\$ (65,397)	\$ 303,975
AMOUNT TO CARRY OVER TO FY 2018		\$ 966,459

6TH YEAR	FY 2017-2018 AMENDED BUDGET	FY 2017-2018 ACTUAL AMOUNTS
PRIOR YEAR CARRY OVER		\$ 966,459
SALES TAX - MEASURE L	\$ -	\$ 26,037
SALES TAX - MEASURE V	\$ 4,000,000	\$ 4,215,182
EXPENDITURES:		
POLICE DEPARTMENT	2,160,649	2,132,722
ENGINEERING	145,027	97,488
STREETS MAINTENANCE	1,538,167	1,602,325
CAPITAL PROJECTS/CONSTRUCTION	19,942	4,356

TRANSIT	60,000	-
TOTAL EXPENDITURES	3,923,785	3,836,891
REVENUE OVER EXPENDITURE	\$ 76,215	\$ 404,328
AMOUNT TO CARRY OVER TO FY 2019	\$	1,370,787

7TH YEAR	FY 2018-2019 AMENDED BUDGET	FY 2018-2019 ACTUAL AMOUNTS
PRIOR YEAR CARRY OVER		\$ 1,370,787
REIMBURSEMENT OF FUNDS USED IN FY17		\$ 60,000
REIMBURSEMENT OF FUNDS USED IN FY18		\$ 16,000
SALES TAX - MEASURE L	\$ -	\$ 16,000
SALES TAX - MEASURE V	\$ 4,044,643	\$ 4,412,708
EXPENDITURES:		
POLICE DEPARTMENT	2,215,955	2,351,730
ENGINEERING	82,238	64,767
STREETS MAINTENANCE	1,583,755	627,130
CAPITAL PROJECTS/CONSTRUCTION	77,310	-
TOTAL EXPENDITURES	3,959,258	3,043,627
REVENUE OVER EXPENDITURE	\$ 85,385	\$ 1,385,081
AMOUNT TO CARRY OVER TO FY 2020	\$	2,831,867

DRAFT

DRAFT

804,437

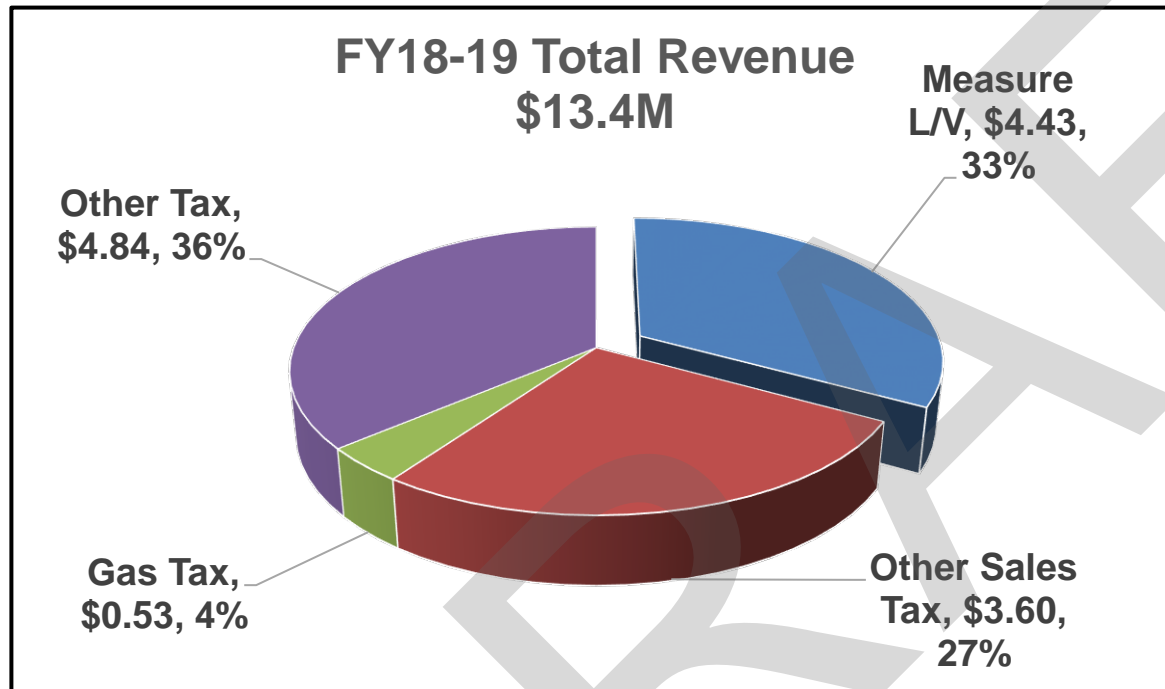
1,704,169

DRAFT

7,106,092 33.1%  
691,897



Fiscal Year	Measure L/V	Other Sales Tax	Gas Tax	Other Tax	Total	in \$M
2018-2019	\$4.43	\$3.60	\$0.53	\$4.84	\$13.40	




	<b>FY 2013</b>
<b>Police</b>	\$809
<b>Streets Maint/Construct/Eng</b>	\$358
<b>FY13 Implementation / FY17 BOE / FY18 Credit</b>	\$15
<b>Transit</b>	
<b>Total</b>	<b>\$1,183</b>

PROPOSED CHART FOR REPLACEMENT  
ON PAGE 4 OF REPORT

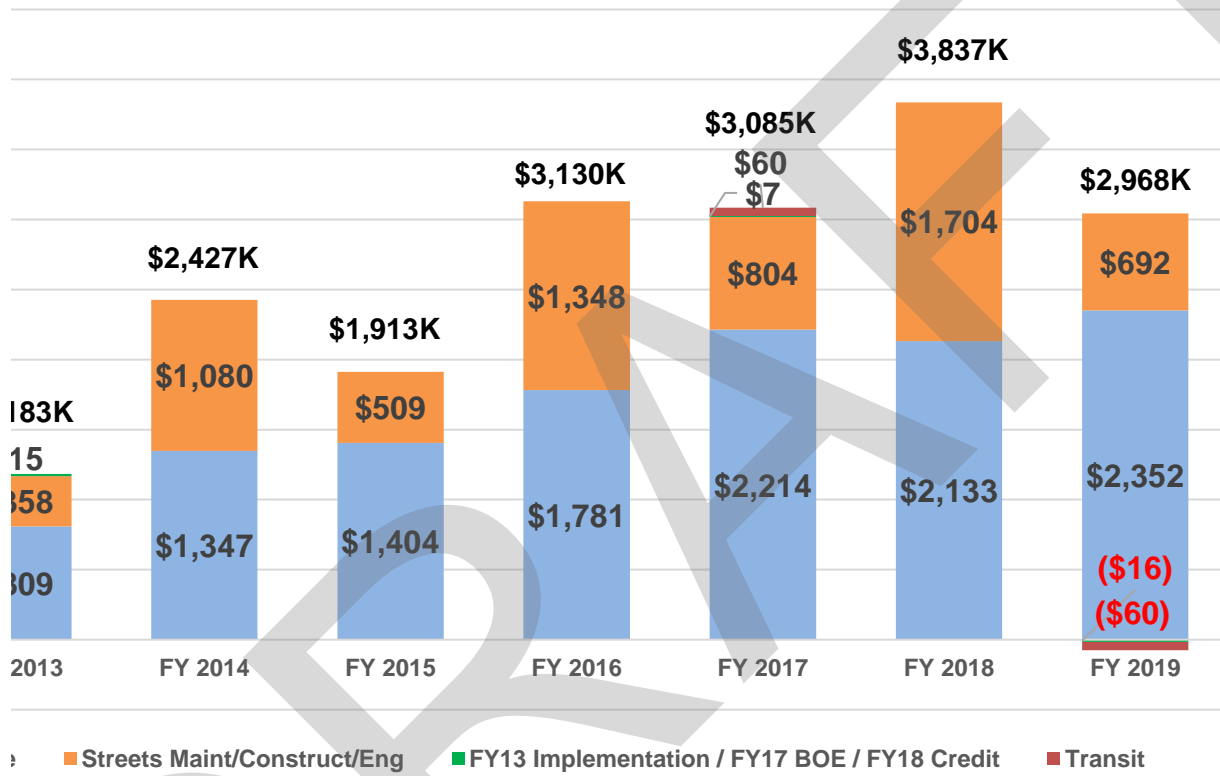
Need to add another "bar"  
Cumulative Total bar  
PW: 6.495 (35%)  
PS: 12.041 (65%)

Total Measure L/V Revenue: \$18.542



FY 2014	FY 2015	FY 2016	FY 2017	FY 2018	FY 2019
\$1,347	\$1,404	\$1,781	\$2,214	\$2,133	\$2,352
\$1,080	\$509	\$1,348	\$804	\$1,704	\$692
			\$7		(\$16)
			\$60		(\$60)
\$2,427	\$1,913	\$3,130	\$3,085	\$3,837	\$2,968

## Expenditure by Function (\$K)



**Total**

\$18,542

\$12,041

\$6,495

\$6

\$0

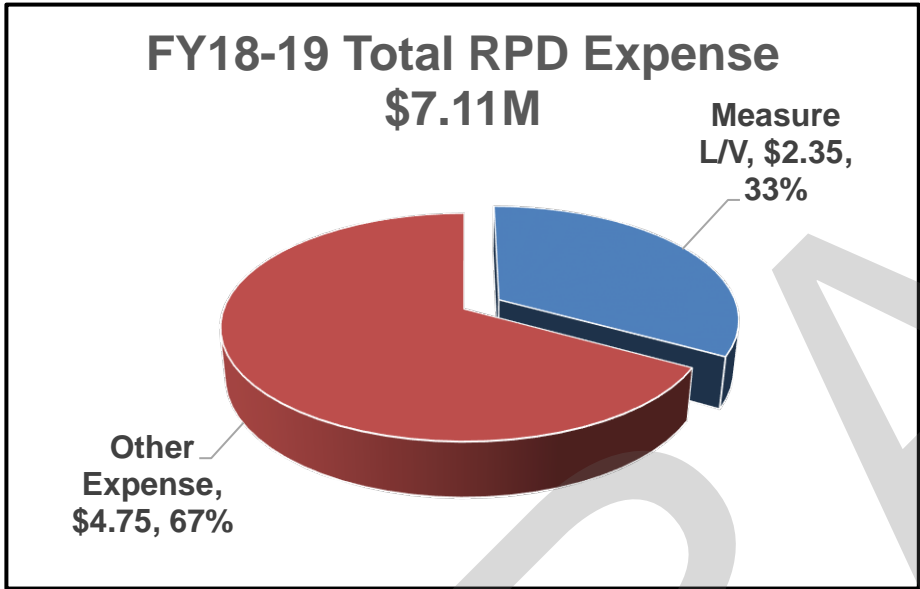
\$18,542

\$1,000

\$0 X check

DRRAFF

Fiscal Year	Measure L/V	Other Expense	Total	in \$M
2018-2019	\$2.35	\$4.75	\$7.11	



PUBLIC WORKS DEPARTMENT

The City's street network represents one of the City of Ridgecrest's largest capital investments. The street network has a total of 126 miles with a total replacement cost of \$144,900,000. In 2016, an independent street assessment stated 22.3 miles or 59.6% of the City arterial and secondary streets were in need of major rehabilitation such as an overlay or reconstruction. To complete the major maintenance for all the arterial and secondary streets the cost would be \$17,470,000. The 2011 Pavement Management Study (PMS) estimated \$20,510,000 for major maintenance and all arterials and secondary streets had an estimated cost of \$30,670,000. The City's roads Pavement Condition Index in 2011 was an overall (PCI) of 23.5. By using Measure L and V funds along with other funding sources for the roads, the (PCI) value has increased to 54.9. (PCI) a method of scoring the status of roads.

Measure L & V Street Maintenance Repairs for 2018-2019: All work was done in house with the slurry machine that was purchased in 2019.

Street	From	To	CL Length	Width	SQ Ft	Center Line Miles	Lane Miles
California	City Hall Circle	China Lake	900	37	33,300	0.170	0.526
Desert Candles	Upjohn	Wilson	616	36	22,176	0.117	0.350
Fountain	Upjohn	Church	1,284	36	46,224	0.243	0.730
Gemstone	California	Ridgecrest	609	64	38,976	0.115	0.615
Haloid	Warner	China Lake	1,717	36	61,812	0.325	0.976
Haloid	Lorie Ann	Desert Candles	830	36	29,880	0.157	0.472
Holly Canyon	Upjohn	Wilson	616	36	22,176	0.117	0.350
Lenore	Upjohn	Church	1,233	36	44,388	0.234	0.701
Lincoln	Upjohn	Church	1,284	36	46,224	0.243	0.730
Lorie Ann	Upjohn	Wilson	616	36	22,176	0.117	0.350
Robertson	Warner	China Lake	1,717	36	61,812	0.325	0.976
Upjohn	Gateway	Fountain	320	45	14,400	0.061	0.227
Upjohn	Fountain	Richmond	1,000	33	33,000	0.189	0.521
Valley	Upjohn	Church	1,284	36	46,224	0.243	0.730
Wilson	Warner	China Lake	1,717	36	61,812	0.325	0.976
Wilson	China Lake	Sunland	2,421	36	87,156	0.459	1.376
		TOTALS	18,164		671,736	3.4	10.6

The Measures' expenditures by Public Works for Fiscal Year 2018-2019 include Public Works employee pay/benefits/training/travel, oil/sand and other consumable materials for street repair, CAD software annual licenses and 5301/5203 vehicle/maintenance expenses. Measure V funds were also used for environmental studies.

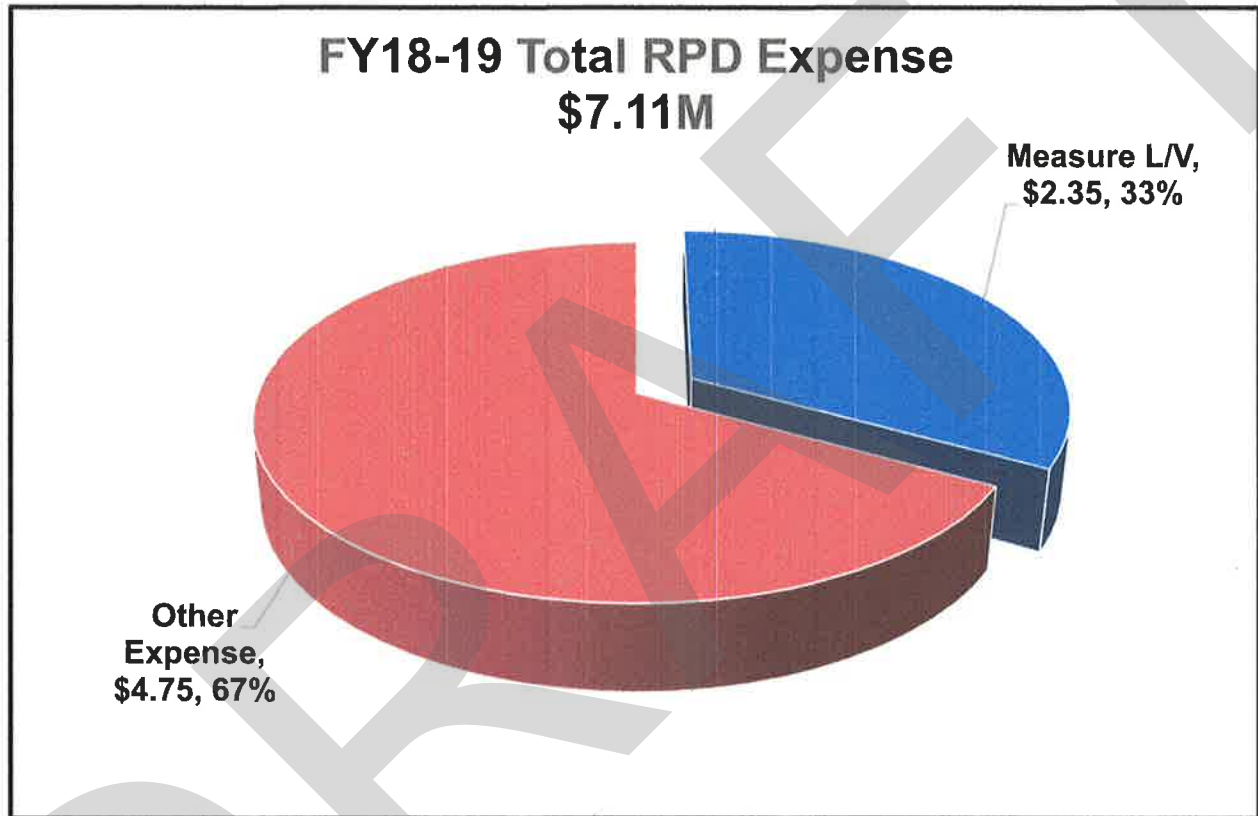
It is the conclusion of the committee that all Measure V funds used by Public Works were with the scope of maintaining and improving the roads.

DRAFT

## **PUBLIC SAFETY SECTION**

Measure L was enacted in 2012 to response to a fiscal emergency. Measure V approval continued funding support for Public Safety with specific services to include Police Officers, neighborhood police patrols, 9-1-1 emergency response, and crime prevention.

For FY 2019 Measures L/V funded 33.1% of the Police Department total expenditures of \$7,106,092. In covering one third of the entire public safety budget, Measure V expenditures of \$2,351,730 specifically funded the following positions: one Police Sergeant, 12 Police Officers, two records clerks, one dispatcher, and one code enforcement officer.



In addition to the basic salaries of the previously mentioned positions, fringe benefits including retirement, vacation, holiday, and sick leave as well as overtime, uniform allowances, and medical exams including psychological, polygraph, and physicals were paid for by Measure V funding.



In this reporting period, RPD recruited two local candidates and used \$7,150 of Measure V funding to send them to the San Bernardino Sheriff's Academy. When these two cadets emerged from the academy, they were promptly sworn-in and are now proudly patrolling the streets of Ridgecrest.



**RPD Cadet Patch**



**RPD Officer Patch**

Measure V funding was also used to modernize the patrol vehicles. During the FY19 period, the last Crown Victoria was overhauled completely. This \$24,737 cost included new engine, transmission, and suspension as well as numerous other repairs such as body work, paint and seats.



**Crown  
Victoria  
Cruiser  
  
Before  
Overhaul**



**Crown  
Victoria  
Cruiser  
  
After  
Overhaul**



On 29 June 2016 the Ridgecrest Jail facility was closed. This led to a sharp increase in mileage to transport subjects to other facilities. During FY19 \$1,357 of Measure V funding was used to mitigate this issue to some degree. To this end, a split cage was installed into a transport vehicle. This will now allow simultaneous transfer yet separation of classes of prisoners. Classes of prisoners are defined as adult vs. juvenile, violent vs. non-violent, male vs. female, etc. California law requires different classes of prisoners to be transferred separately or separated.

## Split Cage Allows Separation of Classes




Passenger side

Driver side

Visibility, both day and night, are crucial for public safety. Once again, \$10,580 of Measure V funding was used to upgrade the light bars including installation on seven of the patrol vehicles.

## 7 Light Bars including Installation



Front flood feature provides comprehensive illumination

Rear hazard feature provides enhanced visibility

During this reporting period, the Police Department experienced an increase in calls for service. In previous reporting cycles, there was an increase in calls that were directly associated to the laws adopted in prior years by the state in an effort to reduce the overcrowding issues in the prisons. The Police Department continued to monitor crime trends in the community and has shifted their priorities in an effort to maintain the safety of the Ridgecrest citizens. By maintaining the number of sworn officers, they have been able to provide a sufficient number of patrols in neighborhoods, respond quickly to 9-1-1 calls, and continue crime prevention programs.

<b>Ridgecrest Crime Statistics by Calendar Year</b>			
	<b>CY2017</b>	<b>CY2018</b>	<b>CY2019</b>
<b>Officers Authorized</b>	<b>32</b>	<b>32</b>	<b>32</b>
<b>Violent Crimes</b>			
<b>Homicide</b>	<b>0</b>	<b>1</b>	<b>1</b>
<b>Robbery</b>	<b>13</b>	<b>15</b>	<b>15</b>
<b>Rape</b>	<b>18</b>	<b>31</b>	<b>31</b>
<b>Assault</b>	<b>389</b>	<b>422</b>	<b>422</b>
<b>Property Crimes</b>			
<b>Burglary</b>	<b>136</b>	<b>123</b>	<b>123</b>
<b>Theft</b>	<b>309</b>	<b>315</b>	<b>315</b>
<b>Auto Theft</b>	<b>73</b>	<b>61</b>	<b>61</b>
<b>Arson</b>	<b>6</b>	<b>6</b>	<b>6</b>
<b>Total Crimes</b>	<b>944</b>	<b>974</b>	<b>974</b>
<b>Percentage increase/decrease</b>		<b>3.2%</b>	<b>0.0%</b>