



Measure V Citizens' Oversight Committee

Monday May 11, 2020 5:00 p.m.

COMMITTEE MEMBERS

Steven Morgan, Ted Ribultan, Chuck Roulund Sr., Jeff P Morgan, Erik Severson

All Committee meetings will be held as virtual meetings until further notice. This means meetings are closed to public attendance and only committee members and essential staff are allowed to be physically present. Public participation is solely via call in (number below). In accordance with the Governor's Executive Order N-25-20, Committee Members may use teleconferencing to participate in meetings.

TO PARTICIPATE, PLEASE CALL: 1-650-479-3208 Call-in toll number (US/Canada), Meeting number (access code): 296 057 481

New Information – On the city's homepage (<https://ridgecrest-ca.gov/>) is a quick link to 'Virtually Attend Committee Meetings.' When you follow the link you will see the log in information and any supporting documents for viewing.

CALL TO ORDER

ROLL CALL

APPROVAL OF AGENDA

APPROVAL OF MINUTES – April 13, 2020

PUBLIC COMMENTS OF ITEMS NOT ON THE AGENDA

DISCUSSION AND OTHER ACTION ITEMS

1. Update on Committee scheduled meetings with Staff
2. Questions regarding report sections:
 - a. Public Works: Erik/Ted
 - b. Police Dept: JP
 - c. Finance: Steven/Chuck
 - d. Opening/closing
3. Discussion of DRAFT report sections:
 - a. Public Works: Erik/Ted
 - b. Police Dept: JP
 - c. Finance: Steven/Chuck
 - d. Opening/closing
4. Approval of Final Report

COMMITTEE COMMENTS

SUPPORT STAFF COMMENTS

FUTURE AGENDA ITEMS

NEXT MEETING – June 8th, 2020

ADJOURNMENT

City of Ridgecrest Public Meeting Protocol In Response to Coronavirus (COVID-19)

Until further notice, all City of Ridgecrest Committee meetings will be held in the City Council Chambers to allow for social distancing and are closed to public attendance. Only Committee members and essential staff are allowed to be physically present, and will be seated the recommended distance from each other. Public participation is solely via call-in or via written correspondence. **TO PARTICIPATE**, please call, email, or send mail to the contact info provided below/on the Committee Agenda.

New Information – On the city's homepage (<https://ridgecrest-ca.gov/>) is a quick link to 'Virtually Attend Committee Meetings.' When you follow the link you will see the log in information and any supporting documents for viewing.

On March 12, 2020, Governor Newsom issued Executive Order N-25-20, relating to the convening of public meetings in light of the COVID-19 pandemic. At this time, Ridgecrest is continuing to hold City Committee meetings in order to conduct essential business. However, as suggested by the Center for Disease Control, we are temporarily requiring the public to use one of the following alternatives for participating:

- **Call in for public comments / Statements from the Public:**

The public will be allowed to address the Committee during the public comment section of the agenda about subjects within the jurisdiction of the Committee and that do not already appear on the agenda. No action may be taken on off-agenda items unless authorized by law. Questions posed to the Committee may be answered after the meeting or at a future meeting. Dialog or extended discussion between the public and the Committee or staff will be limited in accordance with the Brown Act. The public comment portion of the meeting will be limited to five (5) minutes per speaker. Each person is limited to one comment during public comments. All remarks and questions should be addressed to the Committee as a whole and not to any individual member or staff.

To participate with verbal comments, ***please call in using the contact info provided on the Committee Agenda.*** All callers will be able to hear and speak as with a traditional conference call. As redundant as it may be, PLEASE state your name each time you speak during the meeting for the purpose of recording meeting minutes. ***Additionally, please be sure to mute the call when you are not speaking.*** *Please Note: This process will be a learning curve for all, *please be patient.*

- **Submit comments in writing**

We encourage submittal of written comments supporting, opposing, or otherwise commenting on an agenda item, for distribution to the Committee prior to the meeting. Send emails to rgraves@ridgecrest-ca.gov; written correspondence may be sent to via mail to **Rebecca Graves, Public Works**, 100 W. California Ave., Ridgecrest, CA 93555. Please specify to which Committee and agenda item your comment relates. All communication, whether it is a formal letter or an online informal email, will be read by the Committee.

In compliance with the Americans with Disabilities Act, if you are a disabled person and you need a disability-related modification or accommodation to participate in the meeting, please contact **Ricca Charlon at (760) 499-5002**. Requests must be made as early as possible and at least one full business day before the start of the meeting.

Please click on the link below to access the Committee Agendas and Minutes.
<https://ridgecrest-ca.gov/223/Boards-Commissions>

Please note this process is temporary and subject to change due to various circumstances. If you have any questions please contact us.



Measure V Citizens' Oversight Committee

Monday April 13, 2020 5:00 p.m. MINUTES

COMMITTEE MEMBERS

Steven Morgan, Ted Ribultan, Chuck Roulund Sr., Jeff P Morgan, Erik Severson

All Committee meetings will be held as virtual meetings until further notice. This means meetings are closed to public attendance and only committee members and essential staff are allowed to be physically present. Public participation is solely via call in (number below).

In accordance with the Governor's Executive Order N-25-20, Committee Members may use teleconferencing to participate in meetings.

TO PARTICIPATE, PLEASE CALL: 1-650-479-3208 Call-in toll number (US/Canada), Meeting number (access code): 298 656 231

CALL TO ORDER – 5:12pm

ROLL CALL - Steven Morgan, Ted Ribultan, Chuck Roulund Sr., JP Morgan, Erik Severson
Staff: Cheri Freese, Justin Dampier, Bard Lower, Rebecca Graves

APPROVAL OF AGENDA – Approved unanimously

APPROVAL OF MINUTES – Feb 24, 2020 Approved unanimously

PUBLIC COMMENTS OF ITEMS NOT ON THE AGENDA – N/A

DISCUSSION AND OTHER ACTION ITEMS

1. Ongoing meeting scheduling problem the Measure V Committee – Chuck Sr.
Chuck: Resolved following phone call.
2. Update on Committee scheduled meetings with Staff (reoccurring discussion item)
PW: May need an additional follow up.
PD: Still needs crime statistics for last year; Justin has them.
Finance: No further needs
Open/Close: Still looking for feedback.
3. Questions regarding report sections:
 - a. Public Works: Erik/Ted
Ted: Some clean up, suggestions re: small items in the report.
Chuck: Submitted questions to PW, pending completion by Bard.
 - b. Police Dept: JP
 - c. Finance: Steven/Chuck
 - d. Opening/closing
4. Discussion of DRAFT report sections:
 - a. Public Works: Erik/Ted

Ted: Will be adding additional paragraph information. Erik will share notes.

Discussion regarding any concerns being sent to Rebecca.

Ted: Concern regarding using % for last year due to extenuating circumstances (cancelled contract).

Jeff: Discussion re: updating chart formatting. Bard will update.

Ted: Discussion re: website stats. Discussion of "lane miles".

b. Police Dept: JP

Jeff: Will correct from Class to Classification

Steven: Discussion re: statement on pg 18 re: shortage of funds impacting employment – redacted

Steven: Is Public Safety info on pg 3 redundant?

Chuck: Discussion regarding PW invoices charged to Measure V – Sr Center Parkinglot and Starbucks driveway

Bard: Explanation of Sr Center Parking lot & Starbucks driveway

Chuck to submit any further questions via email

c. Finance: Steven/Chuck

Discussion re: Charts/graphs/refunded expenditures

Discussion re: Formatting of charts/graphs

Discussion re: Audit that changed CAFR, corrected in most recent CAFR

Discussion: Clarifications and questions

d. Opening/closing

COMMITTEE COMMENTS – N/A

SUPPORT STAFF COMMENTS

Justin: quickly reviewed report and sees no issues.

FUTURE AGENDA ITEMS

Rollover

NEXT MEETING – Current schedule: ~~April 22nd~~, May 11th

Vote to cancel 4/22 meeting – passed unanimously

ADJOURNMENT – 6:34pm

**DRAFT ONLY FROM “KNOWN” INFORMATION
NEEDS REVIEWING AND COMMENTS AS WELL AS ADDING IN
OTHER INFORMATION NOT YET KNOWN/RECEIVED**

CHAIR – STEVEN MORGAN

City of Ridgecrest Citizen’s Oversight Committee

for

Measure L and Measure V

Annual Report for Fiscal Year 2018-2019

May 18th, 2020 (PROPOSED)

Committee Membership:

Steven Morgan – Chair

Ted Ribultan – Vice Chair

J.P. Morgan

Erik Severson

Charles Roulund

TABLE OF CONTENTS

	Page
1. SUMMARY	3
2. INTRODUCTION	5
1. 1.1 WHAT IS MEASURE L AND MEASURE V?	6
2. 1.2 MEASURE L CITIZEN'S OVERSIGHT COMMITTEE	7
3. 1.3 TRACKING MEASURE L AND MEASURE V FUNDS	8
4. 1.4 SOURCE OF REPORT DATA	8
5. 1.5 REVENUE FUNDING	8
6. 1.6 FISCAL YEAR VS. PAVING SEASON	10
7. 1.7 PREVIOUS REPORTS	10
3. SUMMARY OF REVENUE AND USAGE OF FUNDS	11
4. PUBLIC SAFETY SECTION	15
5. PUBLIC WORKS DEPARTMENT	19
6. RIDGECREST STREET IMPROVEMENTS MAP	24

City of Ridgecrest Measure L and Measure V Citizen's Oversight Committee

Annual Report for Fiscal Year 2018-2019

Summary for Fiscal Year 2018-2019

The fiscal Year 2018-2019 report is the seventh annual report prepared by the Oversight Committee regarding the use of the proceeds from Measure L and Measure V sales tax. A report is required to be generated annually by the City of Ridgecrest Ordinance 12-02 Chapter 3 Article 2 (2012), and the following City of Ridgecrest Ordinance 16-02 Chapter 3, Article 2 (2016)

The Measure L and Measure V are two separate sales tax measures providing general budget income for Ridgecrest, CA for the fiscal year of 2018-2019. Measure L is the initial special sales tax, initiated when the Ridgecrest City Council declared fiscal emergency on January 11, 2012 when "like many other California cities, Ridgecrest is in a serious financial position" and focus to provide Public Safety (Police) and the need for city street repair and maintenance. Measure L was a 3 /4 cent sales tax approved by the voters and sunset on March 31, 2017. Measure V was approved on the November 2016 ballot for a 1 cent sales tax. Measure V began generating sales tax revenue on April 1, 2017 replacing Measure L.

Measure L and Measure V generated combined sales tax revenue of \$4,412,708 during this fiscal year reporting period, which ended June 30, 2018. A final Measure L contribution of \$16,000 was carried over for fiscal year 2018-2019.

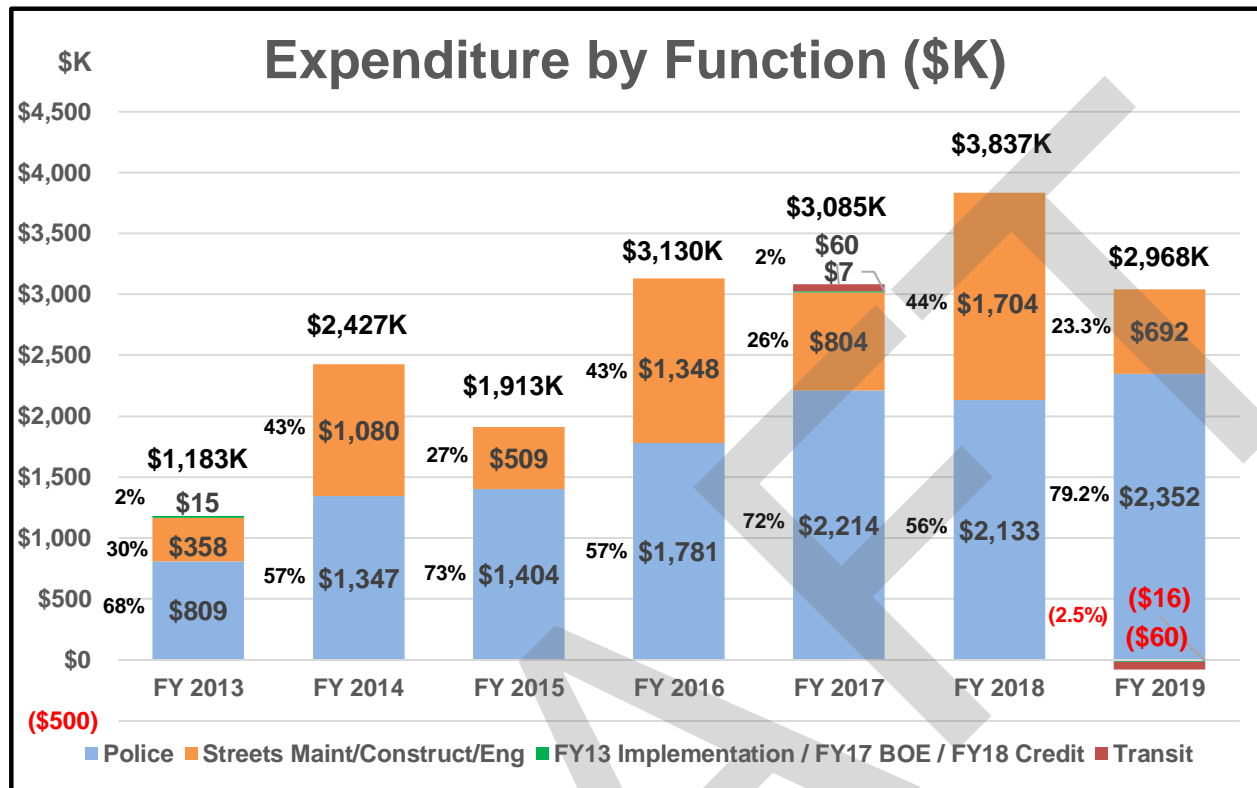
The revenue was an increase of 9.6% from the previous fiscal year. The Measure L and Measure V sale tax contributed 33.1% of the total tax revenue for the City of Ridgecrest. The total City of Ridgecrest tax revenue including Measure L and Measure V contributions was \$13,399,405 for fiscal year 2018-2019.

A carryover of \$1,370,787 existed from Fiscal Year 2017-2018. The total Measure L and Measure V Fiscal Year expenditure was \$3,043,627. During the fiscal year, Public Safety expended 77% and Public Works spent 23%. The difference of the Measure L/V fiscal year 2018-2019 expenditure to revenue is \$1,385,081. The balance of revenue, expenditure, and prior year carry over is \$ 2,831,867. The reason for the large carry over was the cancelation by the City Council of a contract for City Street repairs, siting a lack of bidders, put another way, the Council objected to a "single source contract" process.

Public Safety expended \$2,351,730 from the Measure Funding during the fiscal year. Fully funded were one Police Sergeant, 12 Police Officers, two records clerks, one dispatcher, and one code enforcement officer. Funds were also used for training, vehicle repairs and modifications.

For fiscal year 2018-2019, Public Works expended \$64,767 on engineering services, and \$627,130 on street maintenance and street construction, capital projects.

Figure 1 provides the expenditure data for each fiscal year.



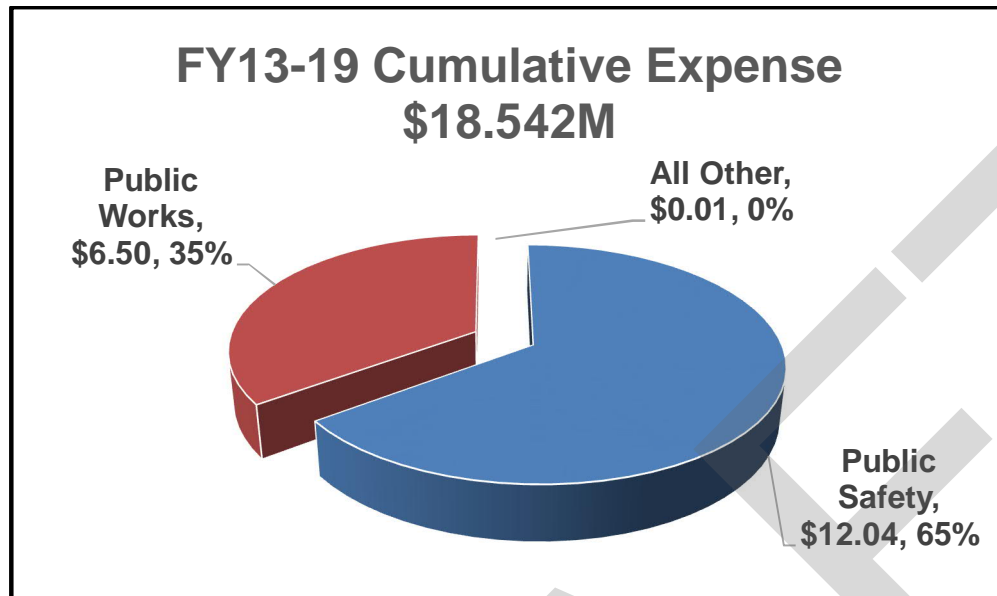
	FY 2013	FY 2014	FY 2015	FY 2016	FY 2017	FY 2018	FY 2019	TOTAL
PUBLIC SAFETY	\$809	\$1,347	\$1,404	\$1,781	\$2,214	\$2,133	\$2,352	\$18,542
STREETS/MAINT/ CONSTRUCT/ENG	\$358	\$1,080	\$509	\$1,348	\$804	\$1,704	\$692	\$12,041
FY13 IMPLEMENTATION/ FY17 BOE FY18 CREDIT TRANSIT	\$15				\$7		\$16	\$6
					\$60		\$60	\$0
TOTAL	\$1,183	\$2,427	\$1,913	\$3,130	\$3,085	\$3,837	\$2,968	\$18,542

Note:

The \$16,000 repaid from the General Fund to the Measure V account in 2019 was to repay a short term loan that was made to a Lighting and Landscape District

The \$60,000 repaid from the General Fund to the Measure V account in 2019 was for the previously approved Measure funds used to help the Transit Division meet their obligated fair box ratio. By meeting fair box, the Transit Division can transfer all unused Transportation Development Act (TDA) funding to the Street Division for road related repairs.

Figure 2 provides the cumulative expenditure data for FY 13-19



Findings

For fiscal year 2018-2019, Measure L and Measure V sales tax expenditure of 69% of the \$4,412,708 revenue were spent on Public Safety and Public Works in the amount of \$2,351,730 and \$691,897 respectively. The year over year revenue was an increase of 9.6% or \$171,490. The balance of the revenue was unspent at the end of the June 30, 2019 reporting period. The Measure L and Measure V have produced a stable and increasing funding source for each year which has supported continuing city operations. The expenditure on Public Safety was spent paying for a major portion of the department salary personnel, amounting to 97%.

The annual spending on streets maintenance continue to be less than the \$1.5M annual expenditure over 15 years recommended by the Public Works' Pavement Management System study date June 1, 2011 by Willdan Engineering. On June 21, 2017, the 2016 Pavement Management Study recommended a minimum funding level of \$5 million for years 1-3 then \$2.25 million for 15 years to reach a pavement condition index PCI level of 65.4 compared to the 2016 reporting period in which the PCI level was 54.9. There is no updated information at this time.

Financial data details of expenditures were readily provided to the committee to support the review of the type of effort the Measure L/V funded.

City of Ridgecrest Measure L Citizen's Oversight Committee Introduction

1.1 What is Measure L and Measure V?

The Measure L was a local sales tax measure voted June 5, 2012 for the City of Ridgecrest, CA to adopt a 0.75% on general sales. Measure L tax had a performance period of 5 years. The City of Ridgecrest was forced to cut \$3.05 million in spending and reduce the city's workforce by 17% because the State of California required additional revenue.

Measure V was voted in by the citizens of Ridgecrest on November 8, 2016, has an eight-year term, and supersedes Measure L sales tax.

The voter information on the Ridgecrest Measure V information flyer for a November 08, 2016 election reflected maintaining priority for police and street services.

Measure V on November 08, 2016 Ballot

If approved, Measure V would provide funding to maintain current levels of public safety and police services and continue repairing neighborhood streets and potholes.

On July 20, 2016, the Ridgecrest City Council unanimously placed Measure V on the November 2016 ballot. If approved, Measure V would continue Ridgecrest's existing, voter-approved local 0.75% sales tax at the 1.0% rate. If approved by voters, Measure V would provide continued local funding for city services, including public safety services and street and road maintenance.

Without continued local funding half of the Ridgecrest police budget, and most of the road repair budget, would have to be cut – including eliminating 15 police officers who patrol Ridgecrest's neighborhoods. If approved, Measure V would provide funding to maintain current levels of public safety and police services continue repairing neighborhood streets and fix potholes.

The citizens of Ridgecrest voted in favor of Measure V ballot which was adopted as Ordinance 16-02 (City of Ridgecrest, 2016), which added Chapter 3, Article 2, to the Ridgecrest Municipal Code (City of Ridgecrest, 2016). The ballot question is shown below.

The question on the ballot – City of Ridgecrest Tax Majority:

Measure V: Ridgecrest Public Safety and Essential City Services Measure. To help prevent cuts and maintain City of Ridgecrest services, including: city streets and pothole repair; police officers and neighborhood police patrols; 9-1-1 emergency response times; crime prevention and investigation; and other city services, shall the City of Ridgecrest enact a one cent sales tax, providing \$4,000,000 annually for 8 years, requiring a citizen's oversight committee, annual independent audits, with all funds for City of Ridgecrest services only, no funds for Sacramento?

Measure V funding created a General Fund tax. General Fund tax has no legal obligation to be allocated to any specific department. However, Measure V funding was approved based on retaining city's services for police and streets.

1.2 Measure V Citizen's Oversight Committee

The Measure V Citizen's Oversight Committee (Committee) was established by Municipal Code Chapter 3 Section 2.113.

The three duties of the Committee are listed in Chapter 3 Section 2.117 of the Ridgecrest Municipal Code. The Committee is charged with overseeing the use of Measure L and Measure V funds and providing an annual report of its findings to the public.

(a) The committee is charged with the following responsibilities:

- (1) Reviewing all appropriations of revenues received by the City from the sales and use taxes imposed pursuant to the provisions of this chapter to determine whether such funds are to be used as provided for in this chapter and the voter-approved measure that adopted this chapter;
- (2) Reviewing the audit prepared by an independent auditor retained by the City to perform the City's Comprehensive Annual Financial Report (CAFR) to determine whether such funds have been spent as provided for in this chapter and the voter approved measure; and
- (3) Prepare and issue the committee's own annual report setting forth their findings in regard to the foregoing

.—Ridgecrest Municipal Code Chapter 3 Section 2.117

1.3 Tracking Measure L and Measure V Funds

As a General Fund Tax, all Measure L and V funds are initially deposited in the General Fund. Measure L and V funds are tracked to provide for visibility within the financial system. Public Safety (Police) and Public Works (street maintenance) expenditures from Measure L and V funding have unique tracking accounts. Public Safety has included expenditures for equipment and labor. Public Works expenditures include labor, material, and contract services.

For the Public Works Department Measure L and V funds have provided matching funds for Federal and State Capital Improvement projects.

1.4 Source of Report Data

The financial data is from the City of Ridgecrest Comprehensive Annual Financial Report (CAFR) or the City of Ridgecrest Finance Department. The CAFR for a given Fiscal Year is released approximately January after the end on the city fiscal year ending June 30. The CAFR report includes the results of the independent audit.

The CAFR continues to recognize the Measure L and V funding has a significant and positive impact on the operation of the city.

1.5 Revenue Funding

The tax revenue for the years prior to Measure L peaked at \$15.74M in Fiscal Year 2008-2009. During the year prior to any Measure L funding, Fiscal Year 2011-2012, the total tax revenue was \$12.06M. Additional tax revenue funding reduction was forewarned for the next year.

During Fiscal Year 2012-2013, Measure L began generating revenue. The Measure L funding did not offset further decreases of total tax revenue. The Redevelopment Agency (RDA) was dissolved by the state government as of Feb 1, 2012. The dissolution of RDA was a known reality prior to the decision for a Measure L ballot. Fiscal Year 2012-2013 tax revenue was \$10.28M, \$1.78M less or 85.2% of the previous year.

The Total Tax Revenue is provided in Figure 3. Tax Revenue Fiscal Years 2008-2019. (Source: FY 2019 CAFR Schedule 5 Government Activities Tax Revenue Source).

The Sales Tax column includes the Measure L/V revenue (in FY 2018 \$4.41M of the \$8.03M).

Fiscal Year	Governmental Activities Tax Revenue	Sales Tax	Gas Tax Revenue	Other Tax Revenue
2018-2019	\$13,399,405	\$8,026,538	\$528,170	\$4,844,697
2017-2018	\$13,097,958	\$7,711,121	\$537,556	\$4,849,281
2016-2017	\$11,397,892	\$6,452,685	\$459,629	\$4,485,578
2015-2016	\$10,946,144	\$5,974,873	\$549,595	\$4,421,676
2014-2015	\$10,114,177	\$5,694,928	\$755,236	\$3,664,013
2013-2014	\$10,264,420	\$5,465,676	\$856,525	\$3,942,220
2012-2013	\$10,280,706	\$4,440,039	\$612,967	\$5,227,700
2011-2012	\$12,062,353	\$3,171,044	\$765,633	\$8,125,676
2010-2011	\$15,111,137	\$3,020,160	\$726,188	\$11,364,789
2009-2010	\$15,420,962	\$2,856,313	\$427,938	\$12,136,711
2008-2009	\$15,735,986	\$3,297,900	\$429,560	\$12,008,526
2007-2008	\$15,021,737	\$2,996,734	\$465,806	\$11,559,197

Figure 3. Tax Revenue Fiscal Years 2008-2019

NOTE:

It needs to be noted that for the 2017-2018 fiscal year the numbers needed to be adjusted to denote the correct amounts. Through the Finance Department, the Governmental Activities Tax Revenue was adjusted from \$13,236, 213 to \$13,097,958, which adjusted only the Other Tax Revenue Category from \$4,987,536 to \$4,849,281. The adjusted lines in the Figures 3 and 4 are denoted in red.

Fiscal Year	Measure L/V	All Other Tax Revenue	Governmental Activities Tax Revenue	% of Measure L/V to Tax Revenue
2018-2019	\$4,428,708	\$8,970,697	\$13,399,405	33.1%
2017-2018	\$4,241,219	\$8,856,739	\$13,097,958	30.9%
2016-2017	\$3,388,680	\$8,009,212	\$11,397,892	29.7%
2015-2016	\$2,691,289	\$8,254,855	\$10,946,144	24.6%
2014-2015	\$2,613,889	\$7,500,288	\$10,114,177	25.8%
2013-2014	\$2,510,692	\$7,753,728	\$10,264,420	24.5%
2012-2013	\$1,499,560	\$8,781,146	\$10,280,706	14.6%

Figure 4. Measure L/V to Total Revenue for Fiscal Years 2013-2019

Data from the top lines of the previous two tables yields the pie chart below illustrating the full impact that Measure L/V funding had on total revenue for FY 2019.

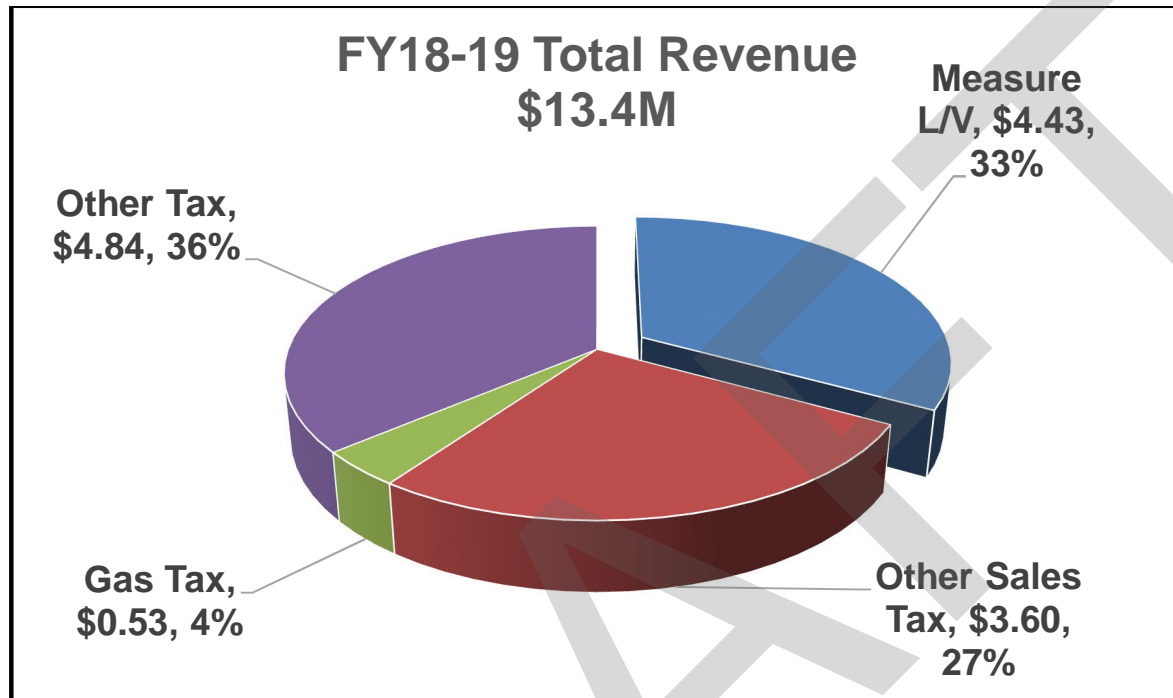


Figure 5. Fiscal Year 2019 Total Revenue by source

1.6 Fiscal Year vs. Paving Season

The City of Ridgecrest Fiscal Year begins July 1st and ends June 30th. The paving year, however, runs approximately from April through October. Consequently, paving contracts often overlap fiscal years and final expenditures are subject to adjustment in the subsequent year CAFR.

1.7 Previous Reports

There are six previous MLCOC annual reports containing specific summaries of the Measure L revenues and expenditures.

The Committee's first annual report (Measure L Citizens' Oversight Committee, 2013) contains additional detail regarding the financial history of the City of Ridgecrest from Fiscal Year 2001-2002 through Fiscal Year 2012-2013.

SUMMARY OF REVENUE AND USAGE OF FUNDS

During the annual budget process for the FY 2018 budget, the City Council approved an amended budget for Measure L/V funds in the amount of \$3,923,785. The Police Department funding from Measure funds decreased slightly from the previous year. Measures L and V funded 30.1% of the Police Department total actual expenditure in FY 2018.

For the FY 2018 year, there was prior year carryover of \$1,370,787. Expenditures and their funding sources are verified through a “Project Budget Worksheet”, that specifies the funding source and accounts of each project before approval and entry into the financial system. This worksheet is completed by the departments, submitted to Finance with supporting documentation, and verified and approved by Finance.

The income and expenditures for this reporting period and preceding years are provided in the following tables.

7TH YEAR	FY 2018-2019 AMENDED BUDGET	FY 2018-2019 ACTUAL AMOUNTS
PRIOR YEAR CARRY OVER		\$ 1,370,787
REIMBURSEMENT OF FUNDS USED IN FY17		\$ 60,000
REIMBURSEMENT OF FUNDS USED IN FY18		\$ 16,000
SALES TAX - MEASURE L	\$ -	\$ 16,000
SALES TAX - MEASURE V	\$ 4,044,643	\$ 4,412,708
EXPENDITURES:		
POLICE DEPARTMENT	2,215,955	2,351,730
ENGINEERING	82,238	64,767
STREETS MAINTENANCE	1,583,755	627,130
CAPITAL PROJECTS/CONSTRUCTION	77,310	-
TOTAL EXPENDITURES	3,959,258	3,043,627
REVENUE OVER EXPENDITURE	\$ 85,385	\$ 1,385,081
AMOUNT TO CARRY OVER TO FY 2020		\$ 2,831,867

*Public Works subtotal of actuals was \$691,897.

6TH YEAR	FY 2017-2018 AMENDED BUDGET	FY 2017-2018 ACTUAL AMOUNTS
PRIOR YEAR CARRY OVER		\$ 966,459
SALES TAX - MEASURE L	\$ -	\$ 26,037
SALES TAX - MEASURE V	\$ 4,000,000	\$ 4,215,182
TOTAL		4,241,218
EXPENDITURES:		
POLICE DEPARTMENT	2,160,649	2,132,722
ENGINEERING*	145,027	97,488
STREETS MAINTENANCE*	1,538,167	1,602,325
CAPITAL PROJECTS/CONSTRUCTION*	19,942	4,356
TRANSIT*	60,000	-
TOTAL EXPENDITURES	3,923,785	3,836,891
REVENUE OVER EXPENDITURE	\$ 76,215	\$ 404,328
		AMOUNT TO CARRY OVER TO FY 2019 \$ 1,370,787

*Public Works subtotal of actuals was \$1,704,169.

5TH YEAR	FINAL BUDGET	FY 2016-2017 ACTUALS
PRIOR YEAR CARRY OVER		\$ 662,484
SALES TAX - MEASURE L	\$ 2,625,000	\$ 2,632,801
SALES TAX - MEASURE V	\$ -	\$ 755,879
		3,388,680
EXPENDITURES:		
POLICE DEPARTMENT	1,981,930	2,213,503
BOE IMPLEMENTATION COST	6,766	6,765
ENGINEERING	138,683	79,083
STREETS MAINTENANCE	350,224	610,595
CAPITAL PROJECTS/CONSTRUCTION	152,794	114,759
TRANSIT	60,000	60,000
TOTAL EXPENDITURES	2,690,397	3,084,706
REVENUE OVER EXPENDITURE	\$ (65,397)	\$ 303,975
		AMOUNT TO CARRY OVER TO FY 2018 \$ 966,459

4TH YEAR	FINAL BUDGET	FY 2015-2016 ACTUALS
PRIOR YEAR CARRY OVER		\$ 1,100,921
SALES TAX - MEASURE L	\$ 2,609,946	\$ 2,691,289
EXPENDITURES:		
POLICE DEPARTMENT	1,524,061	1,781,495
ENGINEERING	201,615	121,962
STREETS CONSTRUCTION		87,672
STREETS MAINTENANCE/CONSTRUCTION	1,676,821	1,138,597
TOTAL EXPENDITURES	3,402,497	3,129,726
REVENUE OVER EXPENDITURE	\$ (792,551)	\$ (438,437)
AMOUNT TO CARRY OVER TO FY 2017		\$ 662,484

3RD YEAR	FINAL BUDGET	FY 2014-2015 ACTUALS
PRIOR YEAR CARRY OVER		\$ 400,313
SALES TAX - MEASURE L	\$ 2,500,000	\$ 2,613,889
EXPENDITURES:		
POLICE DEPARTMENT	1,276,752	1,404,207
ENGINEERING	230,000	78,178
STREETS CONSTRUCTION	202,637	
STREETS MAINTENANCE	1,107,725	430,896
TOTAL EXPENDITURES	2,817,114	1,913,281
REVENUE OVER EXPENDITURE	\$ (317,114)	\$ 700,608
AMOUNT TO CARRY OVER TO FY 2016		\$ 1,100,921

2ND YEAR	FINAL BUDGET	FY 2013-2014 ACTUALS
PRIOR YEAR CARRY OVER		\$ 316,758
SALES TAX - MEASURE L	\$ 2,400,000	\$ 2,510,692
EXPENDITURES:		
POLICE DEPARTMENT	1,025,829	1,347,490
ENGINEERING	92,381	-
STREETS CONSTRUCTION	413,289	413,289
STREETS MAINTENANCE	894,330	666,358
TOTAL EXPENDITURES	2,425,829	2,427,137
REVENUE OVER EXPENDITURE	\$ (25,829)	\$ 83,555
AMOUNT TO CARRY OVER TO FY 2015		\$ 400,313

1ST YEAR	FINAL BUDGET	FY 2012-2013 ACTUALS
SALES TAX - MEASURE L	\$ 1,135,000	\$ 1,499,560
EXPENDITURES:		
POLICE DEPARTMENT	885,981	809,424
BOE IMPLEMENTATION 1-TIME COST	15,384	15,384
STREETS CONSTRUCTION	-	-
STREETS MAINTENANCE	233,635	357,994
TOTAL EXPENDITURES	1,135,000	1,182,802
REVENUE OVER EXPENDITURE	\$ -	\$ 316,758
AMOUNT TO CARRY OVER TO FY 2014		\$ 316,758

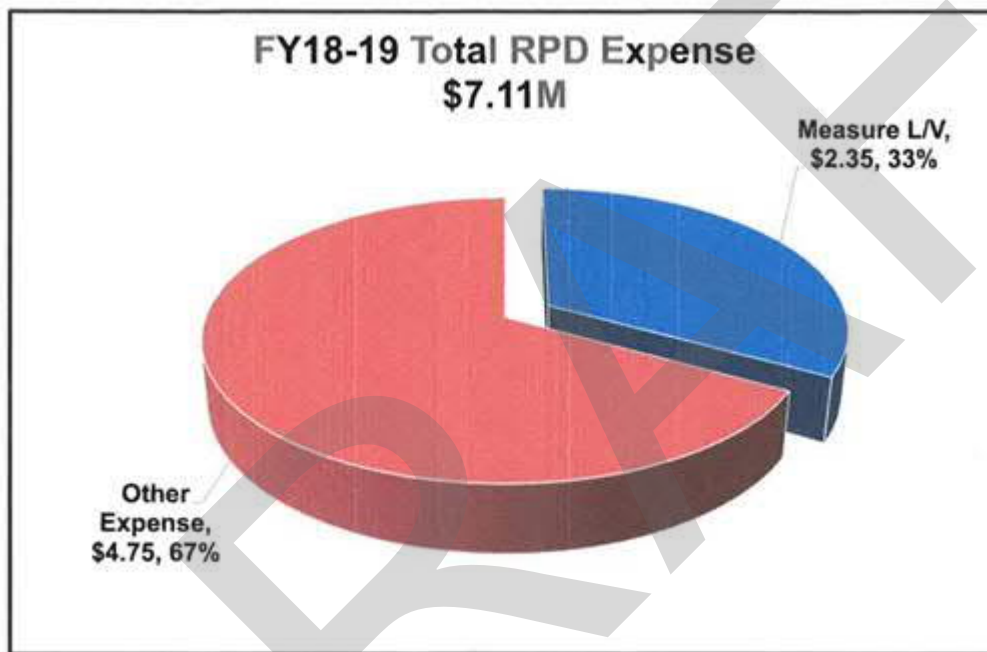
Measure L/V carryover of \$1,370,787 into FY 2019 is explained for clarity in the table below. From the total \$210,580 of unspent Measure L revenue, \$184,716 was encumbered, leaving a balance of \$25,864 remaining. From the total \$1,160,207 of unspent Measure V revenue combined with the remaining Measure L balance, \$898,188 was approved for the Downs Street Southbound Project, leaving a combined remaining balance of available unspent revenue in the amount of \$287,883.

<i>Appropriations of Unspent FY 2018 Measure L & V Revenues</i>			
1	Unspent Measure L Revenue @ 6/30/2018	\$ 210,580	
	Where it Went:		
	Streets PO rolled to FY19		
	PO 2017-088	13,749	Prof Svc for Grant Applications
	PO 2017-084	23,614	Sand & Gravel for Road Maintenance
	PO 2017-269	15,800	25 tons of Oil
	PO 2017-131	122,352	New Stencil Truck (Reso 16-73)
	Public Works PO rolled to FY19		
	PO 2017-237	9,201	Environmental Engineering Svc (Reso 16-73)
2	Total of PO covered by Measure L	184,716	
3	Balance - Unspent Measure L Revenue (Line 1 - Line 2)	\$ 25,864	
4	Unspent Measure V Revenue @ 6/30/2018	1,160,207	
5	Total Unspent Measure L & V Revenue available to fund Downs St (Southbound) Project (Line 3 + Line 4)	1,186,071	
6	Downs Street (SB) Project Cost as approved to be funded by Measure L/V	898,188	see Resolution 17-67
7	Total Unspent Measure V after Funding of Downs Project (Line 5 - Line 6)	\$ 287,883	

Public Safety Section of Report:

Measure L was enacted in 2012 in response to a fiscal emergency. Measure V approval continued funding support for Public Safety with specific services to include Police Officers, neighborhood police patrols, 9-1-1 emergency response, and crime prevention.

For FY 2019 Measures L/V funded 33.1% of the Police Department total expenditures of \$7,106,092. In covering one third of the entire public safety budget, Measure V expenditures of \$2,351,730 specifically funded the following positions: One Police Sergeant, 12 Police Officers, two Records Clerks, One Dispatcher, and One Code Enforcement Officer.



In addition to the basic salaries of the previously mentioned positions, fringe benefits, including retirement, vacation, holiday, and sick leave, as well as overtime, uniform allowances, and medical exams, including psychological, polygraph, and physicals, were paid for by Measure V funding.

In this reporting period, RPD recruited two local candidates and used \$7,150 of Measure V funding to send the candidates to the San Bernardino Sherriff's Academy. When these two cadets emerged from the Academy, they were promptly sworn-in, and are now proudly patrolling the streets of Ridgecrest.



RPD Cadet Patch

RPD Officer Patch

Measure V funding was also used to modernize the patrol vehicles. During the FY19 period, the last Crown Victoria was overhauled completely. This \$24,737 cost included a new engine, transmission, and suspension, as well as numerous other repairs, such as body work, paint, and seats.



**Crown
Victoria
Cruiser

Before
Overhaul**




**Crown
Victoria
Cruiser

After
Overhaul**



On 29 June, 2016, the Ridgecrest Jail Facility was closed. This led to a sharp increase in mileage to transport subjects to other facilities. During FY19, \$1,357 of Measure V funding was used to mitigate this issue to some degree. To this end, a split cage was installed into a transport vehicle. This will now allow simultaneous transfer, yet separation, for classifications of prisoners. Classifications of prisoners are defined as adult versus juvenile, violent versus non-violent, male versus female, etc. California Law requires different classes of prisoners to be transferred separately or separated.

Split Cage Allows Separation of Classifications



Passenger side

Driver side

Visibility, both day and night, are crucial for public safety. Once again, \$10,580 of Measure V funding was used to upgrade the light bars, including installation, on seven of the patrol vehicles.

7 Light Bars including Installation



Front flood feature provides comprehensive illumination

Rear hazard feature provides enhanced visibility

During this reporting period, the Police Department experienced a very slight decrease in calls for service. Although the total calls remained stagnate, there are differences in the type and total for each of the categories. As an example, while there was a decrease in Assault cases reported, the number of Theft reports showed an increase. In previous reporting cycles, there was an increase in calls that were directly associated to the laws adopted in prior years by the State in an effort to reduce the overcrowding issues in the prisons. The Police Department continued to monitor crime trends in the community and has shifted their priorities in an effort to maintain the safety of the Ridgecrest citizens. By maintaining the number of sworn officers, they have been able to provide a sufficient number of patrols in neighborhoods, respond quickly to 9-1-1 calls, and continue crime prevention programs.

Ridgecrest Crime Statistics by Calendar Year			
	CY2017	CY2018	CY2019
Officers Authorized	32	32	32
Violent Crimes			
Homicide	0	1	2
Robbery	13	15	11
Rape	18	31	31
Assault	389	422	378
Property Crimes			
Burglary	136	123	132
Theft	309	315	353
Auto Theft	73	61	53
Arson	6	6	10
Total Crimes	944	974	970
Percentage increase/decrease		3.2%	-0.4%

PUBLIC WORKS DEPARTMENT

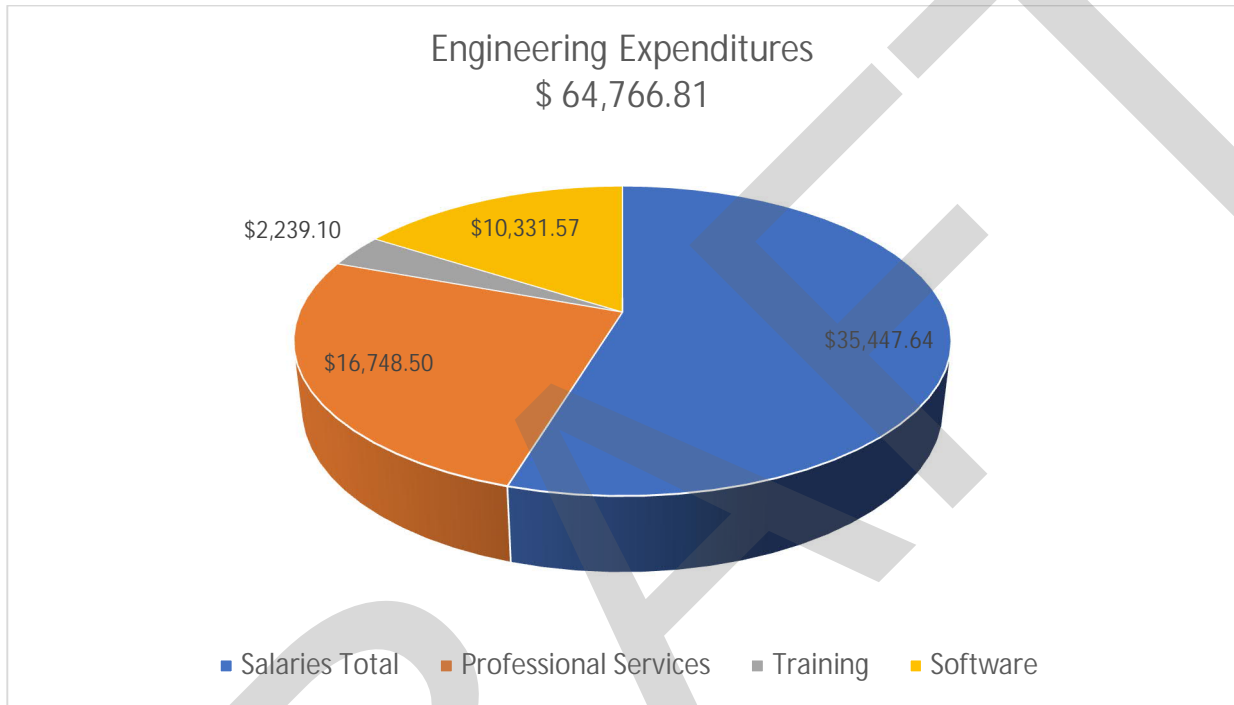
The City's street network represents one of the City of Ridgecrest's largest capital investments. The street network has a total of 126 miles with a total replacement cost of \$144,900,000. In 2016, an independent street assessment stated 22.3 miles or 59.6% of the City arterial and secondary streets were in need of major rehabilitation such as an overlay or reconstruction. To complete the major maintenance for all the arterial and secondary streets the cost would be \$17,470,000. The 2011 Pavement Management Study (PMS) estimated \$20,510,000 for major maintenance and all arterials and secondary streets had an estimated cost of \$30,670,000. The City's roads Pavement Condition Index in 2011 was an overall (PCI) of 23.5. By using Measure L and V funds along with other funding sources for the roads, the (PCI) value increased to 54.9 in 2016. This (PCI) method of scoring the status of roads will be updated in the future.

Measure L & V Street Maintenance Repairs for 2018-2019: All work was done in house with the slurry machine that was purchased in 2019.

Slurry Work Completed Spring 2019							
Street	From	To	CL Length	Width	SQ FT	Center Line Miles	Lane Miles
California	City Hall Circle	China Lake	900	37	33,300	0.170	0.526
Desert Candles	Upjohn	Wilson	616	36	22,176	0.117	0.350
Fountain	Upjohn	Church	1,284	36	46,224	0.243	0.730
Gemstone	California	Ridgecrest	609	64	38,976	0.115	0.615
Haloid	Warner	China Lake	1,717	36	61,812	0.325	0.976
Haloid	Lorie Ann	Desert Candles	830	36	29,880	0.157	0.472
Holly Canyon	Upjohn	Wilson	616	36	22,176	0.117	0.350
Lenore	Upjohn	Church	1,233	36	44,388	0.234	0.701
Lincoln	Upjohn	Church	1,284	36	46,224	0.243	0.730
Lorie Ann	Upjohn	Wilson	616	36	22,176	0.117	0.350
Robertson	Warner	China Lake	1,717	36	61,812	0.325	0.976
Upjohn	Gateway	Fountain	320	45	14,400	0.061	0.227
Upjohn	Fountain	Richmond	1,000	33	33,000	0.189	0.521
Valley	Upjohn	Church	1,284	36	46,224	0.243	0.730
Wilson	Warner	China Lake	1,717	36	61,812	0.325	0.976
Wilson	China Lake	Sunland	2,421	36	87,156	0.459	1.376
TOTALS			18,164		671,76	3.4	10.6

The Measure V expenditures by Public Works for Fiscal Year 2018-2019 include Public Works employee pay/benefits/training/travel, oil/sand and other consumable materials for street repair, CAD software annual licenses and 5301/5203 vehicle/maintenance expenses. Measure V funds were also used for environmental studies.

It is the conclusion of the Committee that Measure V funds under the scope of Public Works and Engineering were used in a proper fashion.



G/L Account Number 100.40.2014.5101.000 PROFESSIONAL SERVICES - OTHERS		
QUAD KNOPF INC	\$ 1,198.50	Senior Center Parking lot
ABILITIES UNLIMITED	\$ 4,180.00	REPAIR NEW DRIVE APPROACH AT STARBUCKS
Subtotal	\$ 5,378.50	
G/L Account Number 100.40.2014.5101.302 PROFESSIONAL SERVICES ENGINEERING SERVICES		
WILLDAN ENGINEERING	\$ 3,092.50	Downs Street Widening
WILLDAN ENGINEERING	\$ 4,257.50	Downs Street Widening
WILLDAN ENGINEERING	\$ 735.00	Downs Street Widening
WILLDAN ENGINEERING	\$ 1,467.50	Downs Street Widening
WILLDAN ENGINEERING	\$ 1,817.50	Downs Street Widening
Subtotal	\$ 11,370.00	
Total Professional Services	\$ 16,748.50	

G/L Account Number 100.40.2014.5105.300 TRANSPORTATION AND TRAINING TRAINING, MEETINGS AND TRAVEL		
M Winters	\$ 185.00	Resident Engineer's Academy - Caltrans
B Lower	\$ 186.30	Hotel for Pavement Management Course
B Lower	\$ 360.00	Resident Engineer's Academy - Caltrans
M Winters	\$ 100.00	Federal Aid Series - Caltrans
B Lower	\$ 807.80	Resident Engineer's Academy - Caltrans
L Ritchey	\$ 200.00	Slurry Conference/Training
Mills	\$ 200.00	Slurry Conference/Training
L Wood	\$ 200.00	Slurry Conference/Training
Total Training	\$ 2,239.10	
G/L Account Number 100.40.2014.5304.000 SOFTWARE - CAPITAL		
Allen Instruments & Supplies	\$ 2,757.14	Dongle Lic Software Maaint for Survey Machine
DLT Solutions LLC	\$ 7,574.43	FY 19/20 AUTOCAD Annual Subscription
Total Capital Software	\$ 10,331.57	

Account Engineering
 100-10-
 2014

Salaries \$ 25,748.08

Retirement \$ 6,133.37

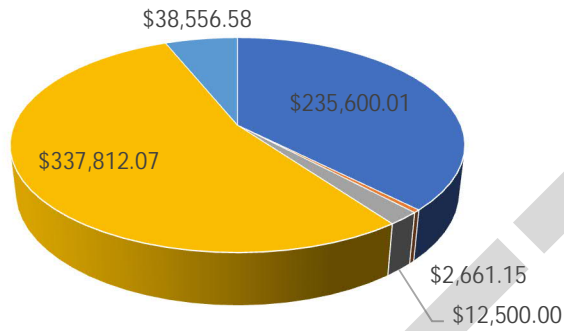
Benefits \$ 3,566.19

Salaries Total \$ 35,447.64

Engineering Salaries

Director of PW	Measure V	5%
Asst Dir PW/City Eng	Measure V	5%
Engineer I	Measure V	20%

Streets Expenditures \$627,129.81



- Salaries Total
- Professional Services
- Repair and Maintenance Supplies Vehicle Repair and Maint Supplies
- Repairs and Maintenance Supplies Street Repair Supplies
- Vehicles

Repairs and Maintenance Supplies Street Repair Supplies
\$ 337,812.07

Vehicles
\$ 38,556.58

Repair and Maintenance Supplies Vehicle Repair and Maint Supplies
\$ 12,500.00

Professional Services
\$ 2,661.15

Account 102-42-4216
Salaries \$ 134,227.30
Retirement \$ 65,889.11
Benefits \$ 35,483.60
Salaries Total **\$ 235,600.01**



Previous "Finding" for PW: AutoCAD is computer aided design software that has become a standard in the industry. In the Civil Engineering world it is the main software used for designing Public Works facilities such as streets. The City requires Engineers for both private and public projects to prepare and submit their plans using the latest version of AutoCAD. The City Staff must also have the latest version of AutoCAD in order to open up drawings for review for plan check, comments, revisions, additions, corrections when necessary, and for archiving project plans. AutoCAD is a necessary tool in the tool box for the City to stay current in the standards of practice of the private and public design professionals. Due to the cost of the software only a few licenses are budgeted at this time. The use of the software has been limited to the Engineering Department for three dedicated seats at specific Engineering computers for the Engineering Staff that would need to utilize the CAD tools.

City Staff acts in an "Administrative Capacity" using AutoCAD for all Contract Engineering Services.

Finding: Trailer rental questioned is for the delivery of a tanker which was loaded with the required slurry materials for the purchased Slurry Machine. This delivery system allows for the Slurry oil to be delivered by the oil manufacturer's tanker to the stationary rented tanker at the Corp. Yard. At the end of the slurry season the rented tanker is emptied and the rental agency comes and picks it up.